

# 2022 Annual Agency Profile - COTA (NTD ID 91045)

## Mailing Address:

2ND FLOOR RM. 216, NAURU BUILDING MARIANAS BUSINESS  
PLAZA SUSUPE  
SAIPAN, MP 96950

Website: <http://www.cota.gov.mp>

## Service Consumed

Annual Unlinked Trips (UPT) 19,626

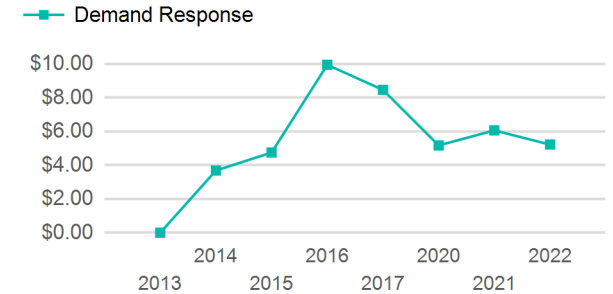
## Assets

Revenue Vehicles 11  
Service Vehicles 4  
Facilities 0

## Service Supplied

Annual Vehicle Revenue Miles (VRM) 327,650  
Annual Vehicle Revenue Hours (VRH) 13,820  
Vehicles Operated in Maximum Service (VOMS) 8

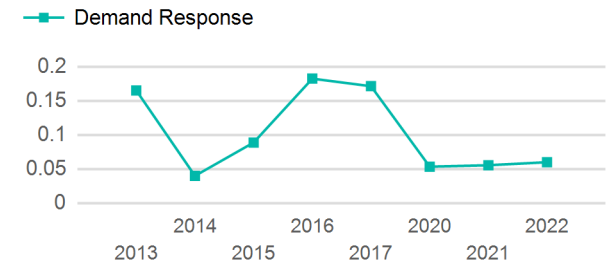
## Operating Expenses per Vehicle Revenue Mile



## Modal Characteristics

Mode	Annual Unlinked Passenger Trips	Directly Operated VOMS	Purchased Transportation VOMS	Annual Vehicle Revenue Miles	Annual Vehicle Revenue Hours
Demand Response	19,626	8	0	327,650	13,820
<b>Total</b>	<b>19,626</b>	<b>8</b>	<b>0</b>	<b>327,650</b>	<b>13,820</b>

## Unlinked Passenger Trip per Vehicle Revenue Mile



	Service Efficiency		Service Effectiveness		
Mode	OE per VRM	OE per VRH	UPT per VRM	UPT per VRH	OE per UPT
Demand Response	\$5.22	\$123.80	0.1	1.4	\$87.18
<b>Total</b>	<b>\$5.22</b>	<b>\$123.80</b>	<b>0.1</b>	<b>1.4</b>	<b>\$87.18</b>

2022 Annual Agency Profile - COTA (NTD ID 91045)

2022 Funding Breakdown

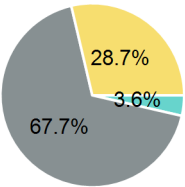
Summary of Operating Expenses (OE)

Sources of Operating Funds Expended

Operating Funding Sources

Mode	Operating Expenses	Fare Revenues
Demand Response	\$1,710,908	\$61,397
Total	\$1,710,908	\$61,397

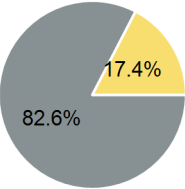
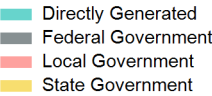
Directly Generated	\$61,397
Federal Government	\$1,158,735
Local Government	\$0
State Government	\$490,776
Total Operating Funds Expended	\$1,710,908



Capital Funding Sources

Sources of Capital Funds Expended

Directly Generated	\$0
Federal Government	\$1,773,765
Local Government	\$0
State Government	\$372,482
Total Capital Funds Expended	\$2,146,247



2022 Asset Management

Transit Asset Management (TAM) Tier	Tier II	TAM Sponsor NTD ID	9R08
-------------------------------------	---------	--------------------	------

Metrics

2022 Performance Measure - Asset - 2023 Target  
(% not in State of Good Repair)

Equipment - Automobiles - 100%
Equipment - Trucks and other Rubber Tire Vehicles - 0%
Rolling Stock - CU - Cutaway - 0%
Rolling Stock - VN - Van - 0%

Mode	Average Fleet Age in Years
Demand Response	5.0