

2022 Annual Agency Profile - Helping Hands Agency, Inc. (NTD ID 91016)

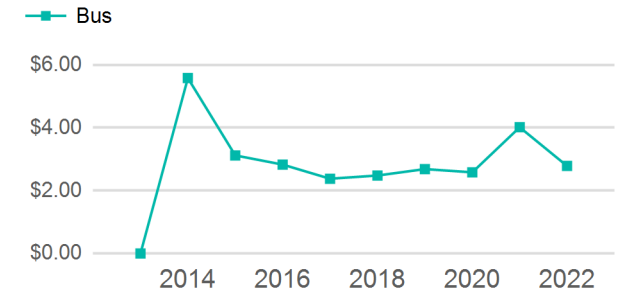
Mailing Address: 645 N Navajo
Page, AZ 86040-3938

Website: <http://www.helpinghandsagency.com>

Service Consumed

Annual Unlinked Trips (UPT) 16,381

Operating Expenses per Vehicle Revenue Mile



Assets

Revenue Vehicles 16
Service Vehicles 0
Facilities 0

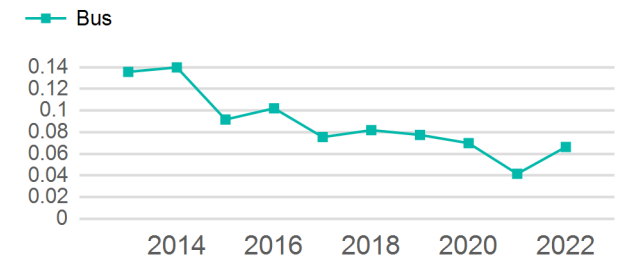
Service Supplied

Annual Vehicle Revenue Miles (VRM) 246,634
Annual Vehicle Revenue Hours (VRH) 10,104
Vehicles Operated in Maximum Service (VOMS) 4

Modal Characteristics

Mode	Annual Unlinked Passenger Trips	Directly Operated VOMS	Purchased Transportation VOMS	Annual Vehicle Revenue Miles	Annual Vehicle Revenue Hours
Bus	16,381	4	0	246,634	10,104
Total	16,381	4	0	246,634	10,104

Unlinked Passenger Trip per Vehicle Revenue Mile



Metrics

Mode	Service Efficiency		Service Effectiveness		
	OE per VRM	OE per VRH	UPT per VRM	UPT per VRH	OE per UPT
Bus	\$2.78	\$67.93	0.1	1.6	\$41.90
Total	\$2.78	\$67.93	0.1	1.6	\$41.90

2022 Annual Agency Profile - Helping Hands Agency, Inc. (NTD ID 91016)

2022 Funding Breakdown

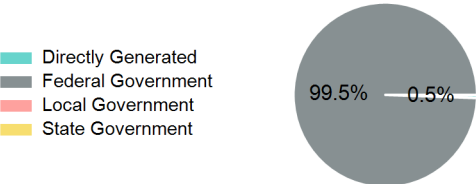
Summary of Operating Expenses (OE)

Sources of Operating Funds Expended

Operating Funding Sources

Mode	Operating Expenses	Fare Revenues
Bus	\$686,345	\$3,762
Total	\$686,345	\$3,762

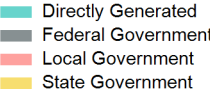
Directly Generated	\$3,762
Federal Government	\$682,583
Local Government	\$0
State Government	\$0
Total Operating Funds Expended	\$686,345



Capital Funding Sources

Sources of Capital Funds Expended

Directly Generated	\$0
Federal Government	\$0
Local Government	\$0
State Government	\$0
Total Capital Funds Expended	\$0



2022 Asset Management

Transit Asset Management (TAM) Tier	Tier II	TAM Sponsor NTD ID	9R01
-------------------------------------	---------	--------------------	------

Metrics

2022 Performance Measure - Asset - 2023 Target (% not in State of Good Repair)	Mode	Average Fleet Age in Years
Equipment - Automobiles - 50%	Bus	10.0
Equipment - Trucks and other Rubber Tire Vehicles - 50%		
Facility - Administrative / Maintenance Facilities - 20%		
Rolling Stock - AO - Automobile - 13%		
Rolling Stock - BR - Over-the-road Bus - 26%		
Rolling Stock - BU - Bus - 0%		
Rolling Stock - CU - Cutaway - 17%		
Rolling Stock - MV - Minivan - 29%		
Rolling Stock - SV - Sports Utility Vehicle - 20%		
Rolling Stock - VN - Van - 44%		