

2022 Annual Agency Profile - Government of Guam-Guam Regional Transit Authority dba Guam Public Transit System (NTD ID 90999)

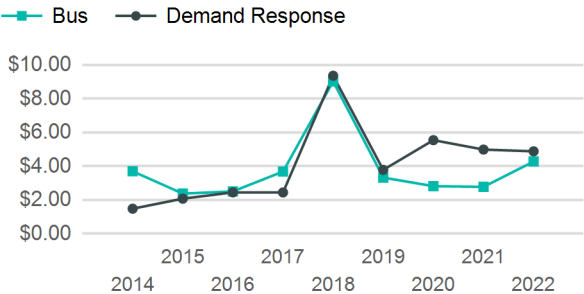
Mailing Address: 542 NORTH MARINE CORPS DR
UPPER TUMON, GU 96913-4111

Website: <http://grta.guam.gov>

Service Consumed		
Annual Unlinked Trips (UPT)		
23,766		
Dededo--Apotgan--Tamuning, GU		
Service Supplied		
Annual Vehicle Revenue Miles (VRM)		
445,097		
Annual Vehicle Revenue Hours (VRH)		
32,977		
Vehicles Operated in Maximum Service (VOMS)		
14		

Assets	
Revenue Vehicles	29
Service Vehicles	3
Facilities	0

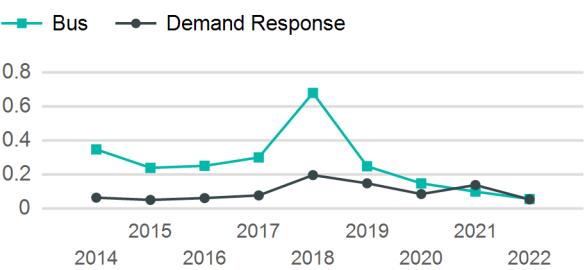
Operating Expenses per Vehicle Revenue Mile



Modal Characteristics					
Mode	Annual Unlinked Passenger Trips	Directly Operated VOMS	Purchased Transportation VOMS	Annual Vehicle Revenue Miles	Annual Vehicle Revenue Hours
Demand Response	10,569	7	0	203,218	16,794
Bus	13,197	7	0	241,879	16,183
Total	23,766	14	0	445,097	32,977

<i>Metrics</i>	Service Efficiency		Service Effectiveness		
Mode	OE per VRM	OE per VRH	UPT per VRM	UPT per VRH	OE per UPT
Demand Response	\$4.88	\$59.08	0.1	0.6	\$93.87
Bus	\$4.28	\$63.95	0.1	0.8	\$78.42
Total	\$4.55	\$61.47	0.1	0.7	\$85.29

Unlinked Passenger Trip per Vehicle Revenue Mile



2022 Annual Agency Profile - Government of Guam-Guam Regional Transit Authority dba Guam Public Transit System (NTD ID 90999)

Summary of Operating Expenses (OE)

Mode	Operating Expenses	Fare Revenues
Demand Response	\$992,112	\$5,925
Bus	\$1,034,868	\$17,679
Total	\$2,026,980	\$23,604

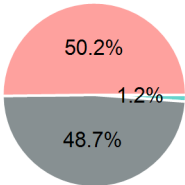
2022 Funding Breakdown

Sources of Operating Funds Expended

Directly Generated	\$23,604
Federal Government	\$986,187
Local Government	\$1,017,189
State Government	\$0
Total Operating Funds Expended	\$2,026,980

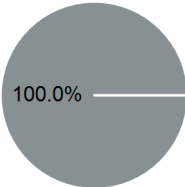
Operating Funding Sources

- Directly Generated
- Federal Government
- Local Government
- State Government



Capital Funding Sources

- Directly Generated
- Federal Government
- Local Government
- State Government



Sources of Capital Funds Expended

Directly Generated	\$0
Federal Government	\$94,238
Local Government	\$0
State Government	\$0
Total Capital Funds Expended	\$94,238

2022 Asset Management

Transit Asset Management (TAM) Tier	Tier II	TAM Sponsor NTD ID	9R05
-------------------------------------	---------	--------------------	------

Metrics

2022 Performance Measure - Asset - 2023 Target
(% not in State of Good Repair)

Equipment - Trucks and other Rubber Tire Vehicles - 10%

Rolling Stock - CU - Cutaway - 25%

Rolling Stock - MV - Minivan - 10%

Mode	Average Fleet Age in Years
Demand Response	6.4
Bus	7.0