

2022 Annual Agency Profile - Los Angeles County Dept. of Public Works - Willowbrook Shuttle (NTD ID 90278)

Mailing Address: 900 S FREMONT AVE
ALHAMBRA, CA 91803-1331

Website: <http://www.dpw.lacounty.gov/transit>

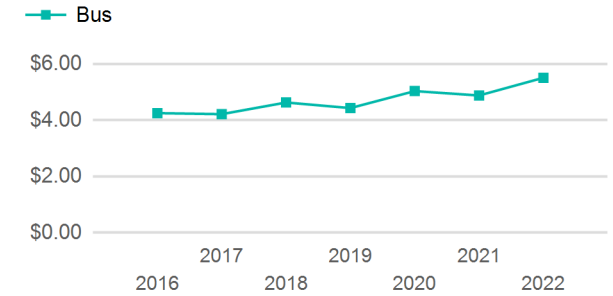
Geographic Coverage

Primary Urbanized/Rural Area Los Angeles--Long Beach--Anaheim, CA
Service Area Population 24,798
Service Area Sq. Miles 36
Other Areas Served:

Service Consumed

Annual Unlinked Trips (UPT) 30,231

Operating Expenses per Vehicle Revenue Mile



Assets

Revenue Vehicles 3
Service Vehicles 0
Facilities 0

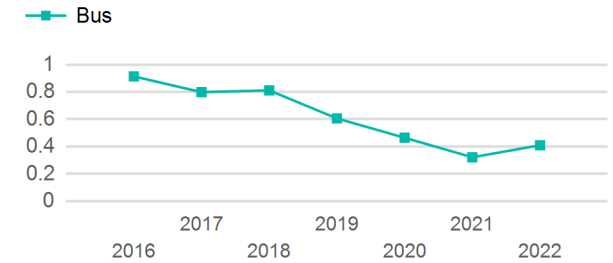
Service Supplied

Annual Vehicle Revenue Miles (VRM) 73,799
Annual Vehicle Revenue Hours (VRH) 6,572
Vehicles Operated in Maximum Service (VOMS) 2

Modal Characteristics

Mode	Annual Unlinked Passenger Trips	Directly Operated VOMS	Purchased Transportation VOMS	Annual Vehicle Revenue Miles	Annual Vehicle Revenue Hours
Bus	30,231	0	2	73,799	6,572
Total	30,231	0	2	73,799	6,572

Unlinked Passenger Trip per Vehicle Revenue Mile



Mode	Service Efficiency		Service Effectiveness		
	OE per VRM	OE per VRH	UPT per VRM	UPT per VRH	OE per UPT
Bus	\$5.51	\$61.83	0.4	4.6	\$13.44
Total	\$5.51	\$61.83	0.4	4.6	\$13.44

2022 Annual Agency Profile - Los Angeles County Dept. of Public Works - Willowbrook Shuttle (NTD ID 90278)

2022 Funding Breakdown

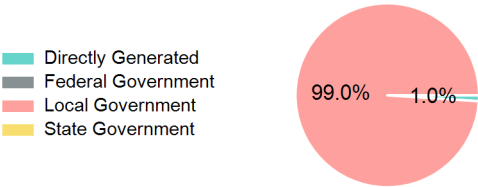
Summary of Operating Expenses (OE)

Sources of Operating Funds Expended

Operating Funding Sources

Mode	Operating Expenses	Fare Revenues
Bus	\$406,364	\$4,447
Total	\$406,364	\$4,447

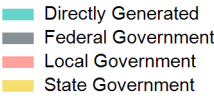
Directly Generated	\$4,447
Federal Government	\$0
Local Government	\$428,657
State Government	\$0
Total Operating Funds Expended	\$433,104



Capital Funding Sources

Sources of Capital Funds Expended

Directly Generated	\$0
Federal Government	\$0
Local Government	\$0
State Government	\$0
Total Capital Funds Expended	\$0



2022 Asset Management

Transit Asset Management (TAM) Tier	Tier II	TAM Sponsor NTD ID	A0003
-------------------------------------	---------	--------------------	-------

Metrics

2022 Performance Measure - Asset - 2023 Target
(% not in State of Good Repair)

Mode	Average Fleet Age in Years
Bus	0.0