

# 2022 Annual Agency Profile - Lower Brule Sioux Tribe (NTD ID 88176)

**Mailing Address:** 187 OYATE CIR  
LOWER BRULE, SD 57548-8500

**Website:** <https://www.lowerbrulesiouxtribe.com>

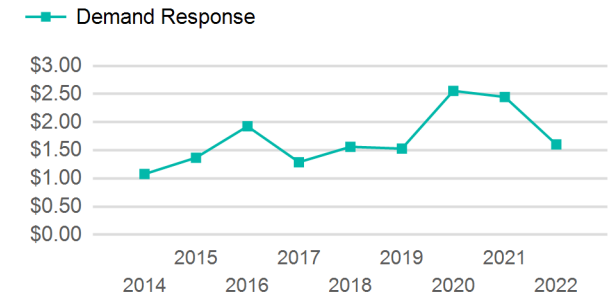
## Geographic Coverage

**Primary Urbanized/Rural Area** South Dakota Non-UZA  
**Other Areas Served:**

## Service Consumed

**Annual Unlinked Trips (UPT)** 6,774

## Operating Expenses per Vehicle Revenue Mile



## Assets

**Revenue Vehicles** 20  
**Service Vehicles** 2  
**Facilities** 0

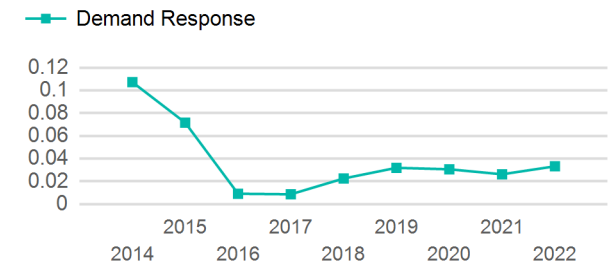
## Service Supplied

**Annual Vehicle Revenue Miles (VRM)** 204,157  
**Annual Vehicle Revenue Hours (VRH)** 4,821  
**Vehicles Operated in Maximum Service (VOMS)** 4

## Modal Characteristics

Mode	Annual Unlinked Passenger Trips	Directly Operated VOMS	Purchased Transportation VOMS	Annual Vehicle Revenue Miles	Annual Vehicle Revenue Hours
Demand Response	6,774	4	0	204,157	4,821
<b>Total</b>	<b>6,774</b>	<b>4</b>	<b>0</b>	<b>204,157</b>	<b>4,821</b>

## Unlinked Passenger Trip per Vehicle Revenue Mile



## Metrics

Mode	Service Efficiency		Service Effectiveness		
	OE per VRM	OE per VRH	UPT per VRM	UPT per VRH	OE per UPT
Demand Response	\$1.60	\$67.95	0.0	1.4	\$48.36
<b>Total</b>	<b>\$1.60</b>	<b>\$67.95</b>	<b>0.0</b>	<b>1.4</b>	<b>\$48.36</b>

2022 Annual Agency Profile - Lower Brule Sioux Tribe (NTD ID 88176)

2022 Funding Breakdown

Summary of Operating Expenses (OE)

Sources of Operating Funds Expended

Operating Funding Sources

Mode	Operating Expenses	Fare Revenues
Demand Response	\$327,566	\$645
Total	\$327,566	\$645


Directly Generated	\$645
Federal Government	\$326,921
Local Government	\$0
State Government	\$0
Total Operating Funds Expended	\$327,566



Capital Funding Sources

Sources of Capital Funds Expended

Directly Generated	\$0
Federal Government	\$1,151,569
Local Government	\$0
State Government	\$0
Total Capital Funds Expended	\$1,151,569



2022 Asset Management

Transit Asset Management (TAM) Tier	Tier II	TAM Sponsor NTD ID	8R04
Metrics			
Mode		Average Fleet Age in Years	
Demand Response		6.4	

2022 Performance Measure - Asset - 2023 Target  
(% not in State of Good Repair)