

2022 Annual Agency Profile - Oglala Sioux Tribe (NTD ID 88122)

Mailing Address: 107 W MAIN ST  
PINE RIDGE, SD 57770-3000

Website:

Geographic Coverage

Primary Urbanized/Rural Area South Dakota Non-UZA  
Other Areas Served:

Service Consumed

Annual Unlinked Trips (UPT) 8,308

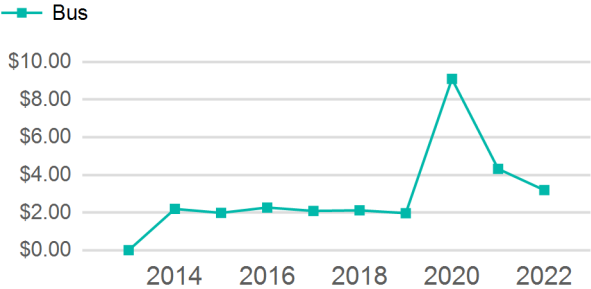
Assets

Revenue Vehicles 6  
Service Vehicles 2  
Facilities 1

Service Supplied

Annual Vehicle Revenue Miles (VRM) 328,408  
Annual Vehicle Revenue Hours (VRH) 9,515  
Vehicles Operated in Maximum Service (VOMS) 6

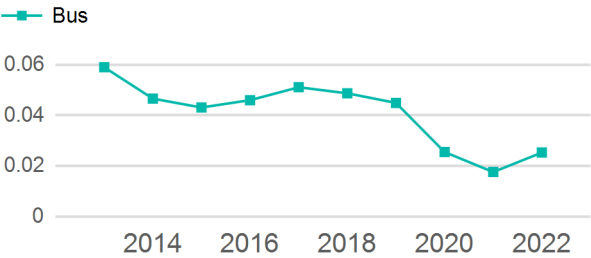
Operating Expenses per Vehicle Revenue Mile



Modal Characteristics

Mode	Annual Unlinked Passenger Trips	Directly Operated VOMS	Purchased Transportation VOMS	Annual Vehicle Revenue Miles	Annual Vehicle Revenue Hours
Bus	8,308	6	0	328,408	9,515
Total	8,308	6	0	328,408	9,515

Unlinked Passenger Trip per Vehicle Revenue Mile



Metrics

	Service Efficiency		Service Effectiveness		
Mode	OE per VRM	OE per VRH	UPT per VRM	UPT per VRH	OE per UPT
Bus	\$3.20	\$110.41	0.0	0.9	\$126.45
Total	\$3.20	\$110.41	0.0	0.9	\$126.45

2022 Annual Agency Profile - Oglala Sioux Tribe (NTD ID 88122)

2022 Funding Breakdown

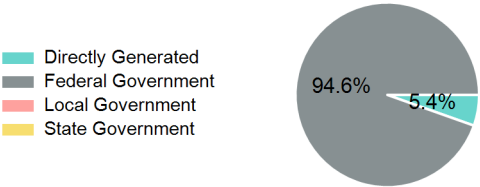
Summary of Operating Expenses (OE)

Sources of Operating Funds Expended

Operating Funding Sources

Mode	Operating Expenses	Fare Revenues
Bus	\$1,050,565	\$54,605
Total	\$1,050,565	\$54,605

Directly Generated	\$56,734
Federal Government	\$993,831
Local Government	\$0
State Government	\$0
Total Operating Funds Expended	\$1,050,565



Capital Funding Sources

Sources of Capital Funds Expended

Directly Generated	\$0
Federal Government	\$0
Local Government	\$0
State Government	\$0
Total Capital Funds Expended	\$0



2022 Asset Management

Transit Asset Management (TAM) Tier Tier II

TAM Sponsor NTD ID

Metrics

2022 Performance Measure - Asset - 2023 Target (% not in State of Good Repair)
Equipment - Trucks and other Rubber Tire Vehicles - 0%
Facility - Administrative / Maintenance Facilities - 0%
Rolling Stock - CU - Cutaway - 0%
Rolling Stock - MV - Minivan - 100%
Rolling Stock - SV - Sports Utility Vehicle - 50%

Mode	Average Fleet Age in Years
Bus	7.0