

2022 Annual Agency Profile - Northern Cheyenne Tribe (NTD ID 88116)

Mailing Address: 100 COYOTE DR
LAME DEER, MT 59043-0128

Website: <http://www.cheyennation.com>

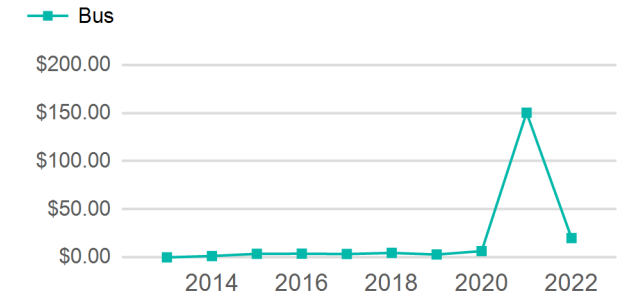
Geographic Coverage

Primary Urbanized/Rural Area Montana Non-UZA
Other Areas Served:

Service Consumed

Annual Unlinked Trips (UPT) 399

Operating Expenses per Vehicle Revenue Mile



Assets

Revenue Vehicles 2
Service Vehicles 0
Facilities 0

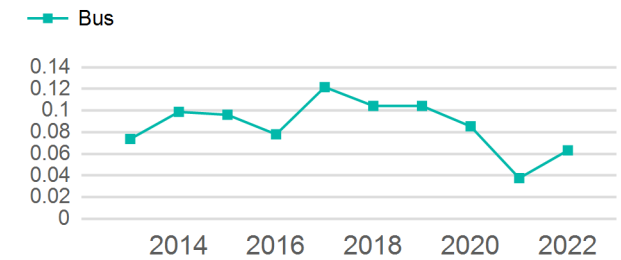
Service Supplied

Annual Vehicle Revenue Miles (VRM) 6,311
Annual Vehicle Revenue Hours (VRH) 205
Vehicles Operated in Maximum Service (VOMS) 2

Modal Characteristics

Mode	Annual Unlinked Passenger Trips	Directly Operated VOMS	Purchased Transportation VOMS	Annual Vehicle Revenue Miles	Annual Vehicle Revenue Hours
Bus	399	2	0	6,311	205
Total	399	2	0	6,311	205

Unlinked Passenger Trip per Vehicle Revenue Mile



Metrics

Service Efficiency

Service Effectiveness

Mode	OE per VRM	OE per VRH	UPT per VRM	UPT per VRH	OE per UPT
Bus	\$20.04	\$616.81	0.1	1.9	\$316.91
Total	\$20.04	\$616.81	0.1	1.9	\$316.91

2022 Annual Agency Profile - Northern Cheyenne Tribe (NTD ID 88116)

2022 Funding Breakdown

Summary of Operating Expenses (OE)

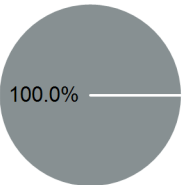
Sources of Operating Funds Expended

Operating Funding Sources

Mode	Operating Expenses	Fare Revenues
Bus	\$126,446	\$0
Total	\$126,446	\$0

Directly Generated	\$0
Federal Government	\$126,446
Local Government	\$0
State Government	\$0
Total Operating Funds Expended	\$126,446

- Directly Generated
- Federal Government
- Local Government
- State Government

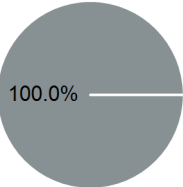


Capital Funding Sources

Sources of Capital Funds Expended

Directly Generated	\$0
Federal Government	\$962,934
Local Government	\$0
State Government	\$0
Total Capital Funds Expended	\$962,934

- Directly Generated
- Federal Government
- Local Government
- State Government



2022 Asset Management

Transit Asset Management (TAM) Tier Tier II

TAM Sponsor NTD ID

Metrics

2022 Performance Measure - Asset - 2023 Target
(% not in State of Good Repair)

Mode	Average Fleet Age in Years
Bus	6.5

Rolling Stock - CU - Cutaway - 0%
Rolling Stock - MV - Minivan - 0%