

2022 Annual Agency Profile - Goshen County Senior Friendship Center (NTD ID 80287)

Mailing Address: 216 E 19TH AVE
TORRINGTON, WY 82240-2808

Website: <http://www.goshencountychamber.com/>

Service Consumed

Annual Unlinked Trips (UPT) 15,563

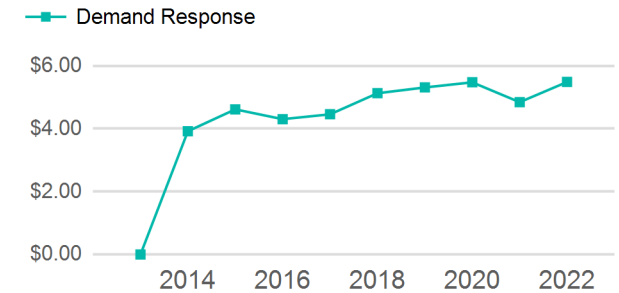
Assets

Revenue Vehicles 4
Service Vehicles 0
Facilities 1

Service Supplied

Annual Vehicle Revenue Miles (VRM) 43,636
Annual Vehicle Revenue Hours (VRH) 3,820
Vehicles Operated in Maximum Service (VOMS) 4

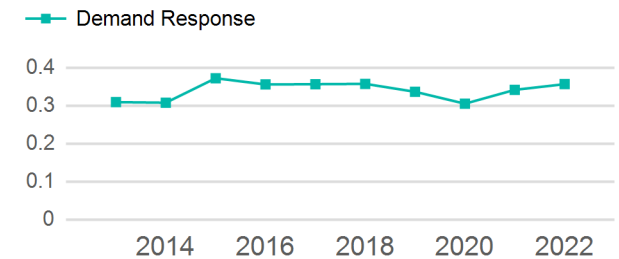
Operating Expenses per Vehicle Revenue Mile



Modal Characteristics

Mode	Annual Unlinked Passenger Trips	Directly Operated VOMS	Purchased Transportation VOMS	Annual Vehicle Revenue Miles	Annual Vehicle Revenue Hours
Demand Response	15,563	4	0	43,636	3,820
Total	15,563	4	0	43,636	3,820

Unlinked Passenger Trip per Vehicle Revenue Mile



Metrics

Mode	Service Efficiency		Service Effectiveness		
	OE per VRM	OE per VRH	UPT per VRM	UPT per VRH	OE per UPT
Demand Response	\$5.49	\$62.70	0.4	4.1	\$15.39
Total	\$5.49	\$62.70	0.4	4.1	\$15.39

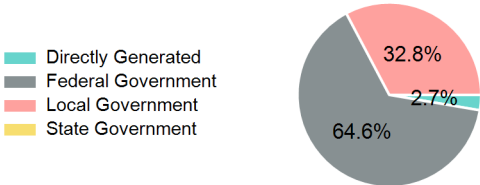
2022 Annual Agency Profile - Goshen County Senior Friendship Center (NTD ID 80287)

2022 Funding Breakdown

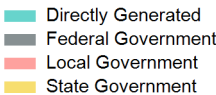
Summary of Operating Expenses (OE)

Sources of Operating Funds Expended

Operating Funding Sources



Capital Funding Sources



Sources of Capital Funds Expended

Directly Generated	\$0
Federal Government	\$0
Local Government	\$0
State Government	\$0

Total Capital Funds Expended \$0

Total Operating Funds Expended \$239,497

State Government \$0

Local Government \$78,468

Federal Government \$154,641

Directly Generated \$6,388

Mode	Operating Expenses	Fare Revenues
Demand Response	\$239,497	\$6,388
Total	\$239,497	\$6,388

2022 Asset Management

Transit Asset Management (TAM) Tier Tier II **TAM Sponsor NTD ID** 8R05

Metrics

Mode	Average Fleet Age in Years
Demand Response	11.3

2022 Performance Measure - Asset - 2023 Target
(% not in State of Good Repair)
Equipment - Trucks and other Rubber Tire Vehicles - 67%
Facility - Administrative / Maintenance Facilities - 0%
Rolling Stock - AO - Automobile - 67%
Rolling Stock - BU - Bus - 43%
Rolling Stock - CU - Cutaway - 42%
Rolling Stock - MV - Minivan - 42%
Rolling Stock - SV - Sports Utility Vehicle - 50%
Rolling Stock - VN - Van - 34%