

2022 Annual Agency Profile - Golden Valley/Billings County Council On Aging (NTD ID 80270)

Mailing Address: 235 SOUTH CENTRAL AVE
BEACH, ND 58621-4005

Website: <https://www.goldenvalleycounty.org/boards/council-on-aging>

Service Consumed

Annual Unlinked Trips (UPT) 2,244

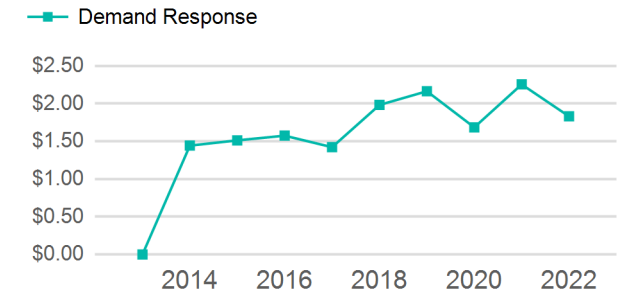
Assets

Revenue Vehicles 4
Service Vehicles 0
Facilities 0

Service Supplied

Annual Vehicle Revenue Miles (VRM) 87,080
Annual Vehicle Revenue Hours (VRH) 2,910
Vehicles Operated in Maximum Service (VOMS) 4

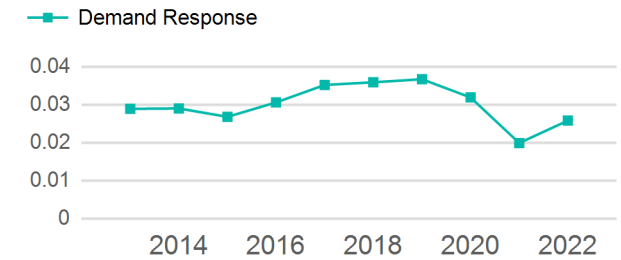
Operating Expenses per Vehicle Revenue Mile



Modal Characteristics

Mode	Annual Unlinked Passenger Trips	Directly Operated VOMS	Purchased Transportation VOMS	Annual Vehicle Revenue Miles	Annual Vehicle Revenue Hours
Demand Response	2,244	4	0	87,080	2,910
Total	2,244	4	0	87,080	2,910

Unlinked Passenger Trip per Vehicle Revenue Mile



Metrics

Mode	Service Efficiency		Service Effectiveness		
	OE per VRM	OE per VRH	UPT per VRM	UPT per VRH	OE per UPT
Demand Response	\$1.83	\$54.77	0.0	0.8	\$71.03
Total	\$1.83	\$54.77	0.0	0.8	\$71.03

2022 Annual Agency Profile - Golden Valley/Billings County Council On Aging (NTD ID 80270)

2022 Funding Breakdown

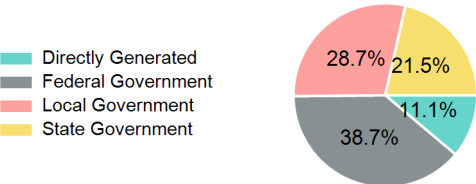
Summary of Operating Expenses (OE)

Sources of Operating Funds Expended

Operating Funding Sources

Mode	Operating Expenses	Fare Revenues
Demand Response	\$159,388	\$17,465
Total	\$159,388	\$17,465

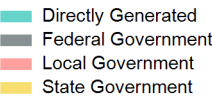
Directly Generated	\$17,743
Federal Government	\$61,690
Local Government	\$45,747
State Government	\$34,208
Total Operating Funds Expended	\$159,388



Capital Funding Sources

Sources of Capital Funds Expended

Directly Generated	\$0
Federal Government	\$0
Local Government	\$0
State Government	\$0
Total Capital Funds Expended	\$0



2022 Asset Management

Transit Asset Management (TAM) Tier	Tier II	TAM Sponsor NTD ID	8R03
-------------------------------------	---------	--------------------	------

Metrics

2022 Performance Measure - Asset - 2023 Target (% not in State of Good Repair)	Mode	Average Fleet Age in Years
Equipment - Automobiles - 54%	Demand Response	4.3
Equipment - Trucks and other Rubber Tire Vehicles - 29%		
Facility - Administrative / Maintenance Facilities - 0%		
Rolling Stock - AO - Automobile - 0%		
Rolling Stock - BU - Bus - 16%		
Rolling Stock - CU - Cutaway - 20%		
Rolling Stock - MV - Minivan - 20%		
Rolling Stock - SV - Sports Utility Vehicle - 0%		
Rolling Stock - VN - Van - 26%		