

2022 Annual Agency Profile - Opportunity Link (NTD ID 80204)

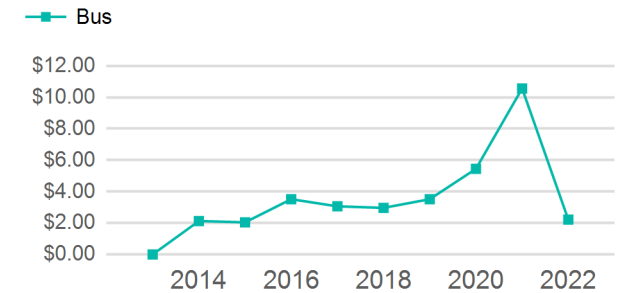
Mailing Address: 339 3RD ST
HAVRE, MT 59501-3515

Website: <http://www.opportunitylinkmt.org>

Service Consumed

Annual Unlinked Trips (UPT) 37,408

Operating Expenses per Vehicle Revenue Mile



Assets

Revenue Vehicles 10
Service Vehicles 0
Facilities 1

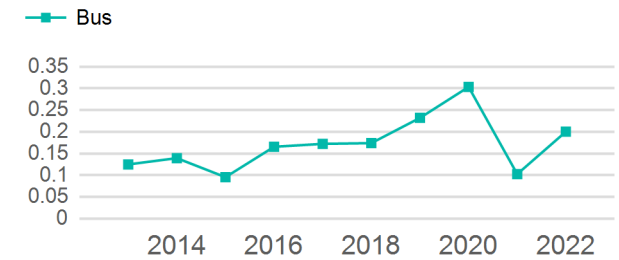
Service Supplied

Annual Vehicle Revenue Miles (VRM) 188,730
Annual Vehicle Revenue Hours (VRH) 6,826
Vehicles Operated in Maximum Service (VOMS) 7

Modal Characteristics

Mode	Annual Unlinked Passenger Trips	Directly Operated VOMS	Purchased Transportation VOMS	Annual Vehicle Revenue Miles	Annual Vehicle Revenue Hours
Bus	37,408	7	0	188,730	6,826
Total	37,408	7	0	188,730	6,826

Unlinked Passenger Trip per Vehicle Revenue Mile



Metrics

Mode	Service Efficiency		Service Effectiveness		
	OE per VRM	OE per VRH	UPT per VRM	UPT per VRH	OE per UPT
Bus	\$1.99	\$55.15	0.2	5.5	\$10.06
Total	\$1.99	\$55.15	0.2	5.5	\$10.06

2022 Annual Agency Profile - Opportunity Link (NTD ID 80204)

2022 Funding Breakdown

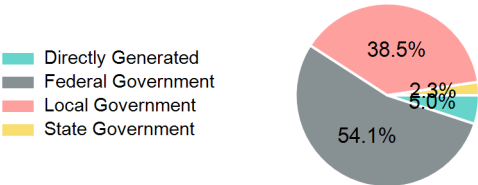
Summary of Operating Expenses (OE)

Sources of Operating Funds Expended

Operating Funding Sources

Mode	Operating Expenses	Fare Revenues
Bus	\$376,487	\$0
Total	\$376,487	\$0

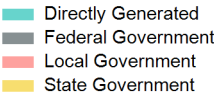
Directly Generated	\$19,000
Federal Government	\$203,652
Local Government	\$145,126
State Government	\$8,709
Total Operating Funds Expended	\$376,487



Capital Funding Sources

Sources of Capital Funds Expended

Directly Generated	\$0
Federal Government	\$0
Local Government	\$0
State Government	\$0
Total Capital Funds Expended	\$0



2022 Asset Management

Transit Asset Management (TAM) Tier	Tier II	TAM Sponsor NTD ID	8R02
-------------------------------------	---------	--------------------	------

Metrics

2022 Performance Measure - Asset - 2023 Target (% not in State of Good Repair)

Mode	Average Fleet Age in Years
Bus	11.0

Equipment - Automobiles - 0%
Equipment - Trucks and other Rubber Tire Vehicles - 0%
Facility - Administrative / Maintenance Facilities - 0%
Facility - Passenger / Parking Facilities - 0%
Rolling Stock - AO - Automobile - 100%
Rolling Stock - BU - Bus - 4%
Rolling Stock - CU - Cutaway - 40%
Rolling Stock - MV - Minivan - 18%
Rolling Stock - SB - School Bus - 100%
Rolling Stock - SV - Sports Utility Vehicle - 100%
Rolling Stock - VN - Van - 35%