

# 2022 Annual Agency Profile - Campbell County Senior Citizens Association Inc (NTD ID 80163)

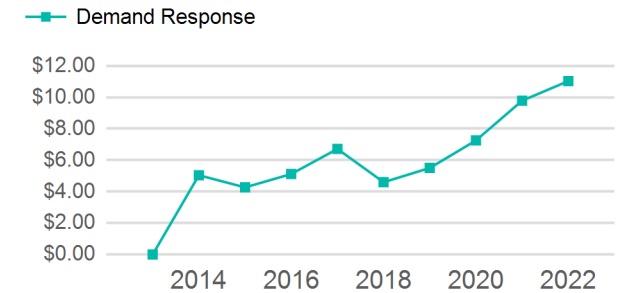
**Mailing Address:** 701 STOCKTRAIL AVE  
GILLETTE, WY 82716-4131

**Website:** <https://www.ccgov.net/1971/senior-center>

## Service Consumed

Annual Unlinked Trips (UPT) 11,369

## Operating Expenses per Vehicle Revenue Mile



## Assets

Revenue Vehicles 8  
Service Vehicles 0  
Facilities 1

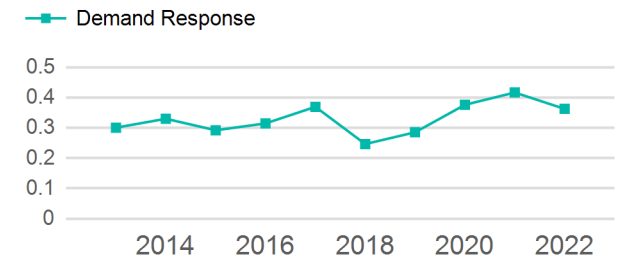
## Service Supplied

Annual Vehicle Revenue Miles (VRM) 31,343  
Annual Vehicle Revenue Hours (VRH) 1,842  
Vehicles Operated in Maximum Service (VOMS) 8

## Modal Characteristics

Mode	Annual Unlinked Passenger Trips	Directly Operated VOMS	Purchased Transportation VOMS	Annual Vehicle Revenue Miles	Annual Vehicle Revenue Hours
Demand Response	11,369	8	0	31,343	1,842
<b>Total</b>	<b>11,369</b>	<b>8</b>	<b>0</b>	<b>31,343</b>	<b>1,842</b>

## Unlinked Passenger Trip per Vehicle Revenue Mile



## Metrics

Mode	Service Efficiency		Service Effectiveness		
	OE per VRM	OE per VRH	UPT per VRM	UPT per VRH	OE per UPT
Demand Response	\$11.03	\$187.74	0.4	6.2	\$30.42
<b>Total</b>	<b>\$11.03</b>	<b>\$187.74</b>	<b>0.4</b>	<b>6.2</b>	<b>\$30.42</b>

2022 Annual Agency Profile - Campbell County Senior Citizens Association Inc (NTD ID 80163)

2022 Funding Breakdown

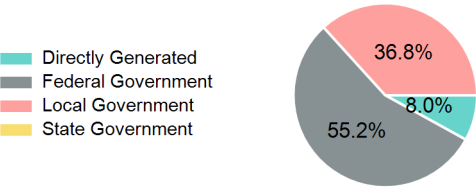
Summary of Operating Expenses (OE)

Sources of Operating Funds Expended

Operating Funding Sources

Mode	Operating Expenses	Fare Revenues
Demand Response	\$345,813	\$27,663
Total	\$345,813	\$27,663

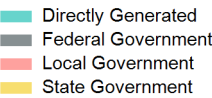
Directly Generated	\$27,663
Federal Government	\$191,059
Local Government	\$127,091
State Government	\$0
Total Operating Funds Expended	\$345,813



Capital Funding Sources

Sources of Capital Funds Expended

Directly Generated	\$0
Federal Government	\$0
Local Government	\$0
State Government	\$0
Total Capital Funds Expended	\$0



2022 Asset Management

Transit Asset Management (TAM) Tier	Tier II	TAM Sponsor NTD ID	8R05
-------------------------------------	---------	--------------------	------

Metrics

2022 Performance Measure - Asset - 2023 Target (% not in State of Good Repair)

Mode	Average Fleet Age in Years
Demand Response	7.3

Equipment - Trucks and other Rubber Tire Vehicles - 67%  
Facility - Administrative / Maintenance Facilities - 0%  
Rolling Stock - AO - Automobile - 67%  
Rolling Stock - BU - Bus - 43%  
Rolling Stock - CU - Cutaway - 42%  
Rolling Stock - MV - Minivan - 42%  
Rolling Stock - SV - Sports Utility Vehicle - 50%  
Rolling Stock - VN - Van - 34%