

2022 Annual Agency Profile - Dickey County Senior Citizens (NTD ID 80130)

Mailing Address: ["WWW.DICKEYCOUNTYTRANSPORTATION.COM"]
ELLENDALE, ND 58436-7159

Website: http://www.dickeycountytransportation.com

Service Consumed

Annual Unlinked Trips (UPT) 2,714

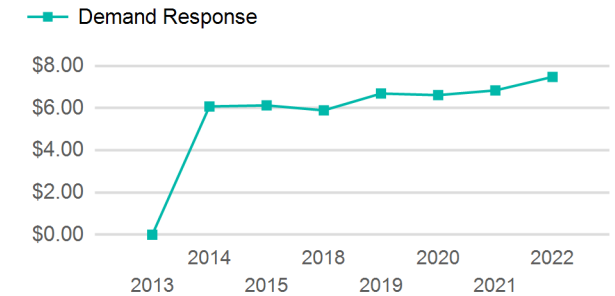
Assets

Revenue Vehicles 3
Service Vehicles 0
Facilities 0

Service Supplied

Annual Vehicle Revenue Miles (VRM) 8,524
Annual Vehicle Revenue Hours (VRH) 1,691
Vehicles Operated in Maximum Service (VOMS) 2

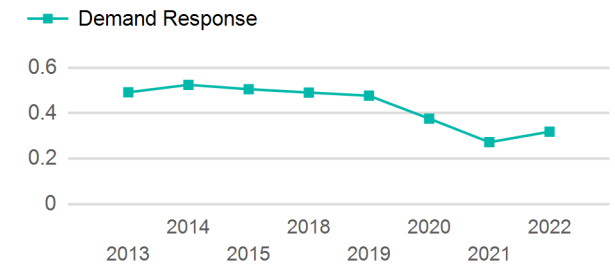
Operating Expenses per Vehicle Revenue Mile



Modal Characteristics

Mode	Annual Unlinked Passenger Trips	Directly Operated VOMS	Purchased Transportation VOMS	Annual Vehicle Revenue Miles	Annual Vehicle Revenue Hours
Demand Response	2,714	2	0	8,524	1,691
Total	2,714	2	0	8,524	1,691

Unlinked Passenger Trip per Vehicle Revenue Mile



Metrics

Mode	Service Efficiency		Service Effectiveness		
	OE per VRM	OE per VRH	UPT per VRM	UPT per VRH	OE per UPT
Demand Response	\$7.48	\$37.70	0.3	1.6	\$23.49
Total	\$7.48	\$37.70	0.3	1.6	\$23.49

2022 Annual Agency Profile - Dickey County Senior Citizens (NTD ID 80130)

2022 Funding Breakdown

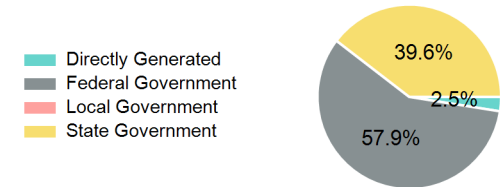
Summary of Operating Expenses (OE)

Mode	Operating Expenses	Fare Revenues
Demand Response	\$63,745	\$1,593
Total	\$63,745	\$1,593

Sources of Operating Funds Expended

Directly Generated	\$1,593
Federal Government	\$36,914
Local Government	\$0
State Government	\$25,238
Total Operating Funds Expended	\$63,745

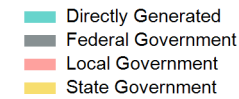
Operating Funding Sources



Capital Funding Sources

Sources of Capital Funds Expended

Directly Generated	\$0
Federal Government	\$0
Local Government	\$0
State Government	\$0
Total Capital Funds Expended	\$0



2022 Asset Management

Transit Asset Management (TAM) Tier	Tier II	TAM Sponsor NTD ID	8R03
--	---------	---------------------------	------

Metrics

2022 Performance Measure - Asset - 2023 Target (% not in State of Good Repair)

Equipment - Automobiles - 54%
 Equipment - Trucks and other Rubber Tire Vehicles - 29%
 Facility - Administrative / Maintenance Facilities - 0%
 Rolling Stock - AO - Automobile - 0%
 Rolling Stock - BU - Bus - 16%
 Rolling Stock - CU - Cutaway - 20%
 Rolling Stock - MV - Minivan - 20%
 Rolling Stock - SV - Sports Utility Vehicle - 0%
 Rolling Stock - VN - Van - 26%

Mode	Average Fleet Age in Years
Demand Response	9.3