

# 2022 Annual Agency Profile - Multi Community Diversified Services, Inc. (NTD ID 77083)

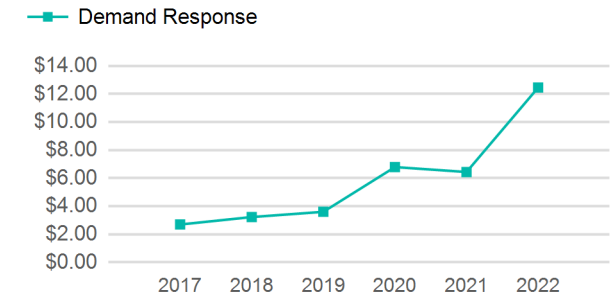
**Mailing Address:** 2107 INDUSTRIAL DR  
MCPHERSON, KS 67460-8128

**Website:** <http://www.mcdis-ks.org>

## Service Consumed

Annual Unlinked Trips (UPT) 6,086

## Operating Expenses per Vehicle Revenue Mile



## Assets

Revenue Vehicles 10  
Service Vehicles 0  
Facilities 0

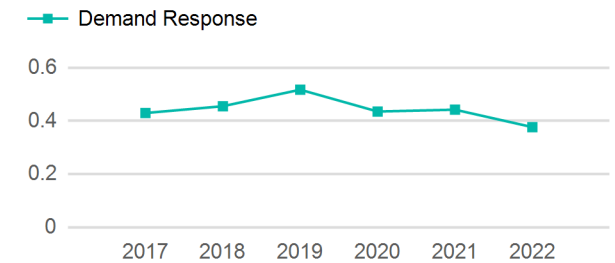
## Service Supplied

Annual Vehicle Revenue Miles (VRM) 16,158  
Annual Vehicle Revenue Hours (VRH) 1,569  
Vehicles Operated in Maximum Service (VOMS) 5

## Modal Characteristics

Mode	Annual Unlinked Passenger Trips	Directly Operated VOMS	Purchased Transportation VOMS	Annual Vehicle Revenue Miles	Annual Vehicle Revenue Hours
Demand Response	6,086	5	0	16,158	1,569
<b>Total</b>	<b>6,086</b>	<b>5</b>	<b>0</b>	<b>16,158</b>	<b>1,569</b>

## Unlinked Passenger Trip per Vehicle Revenue Mile



## Metrics

Mode	Service Efficiency		Service Effectiveness		
	OE per VRM	OE per VRH	UPT per VRM	UPT per VRH	OE per UPT
Demand Response	\$12.45	\$128.24	0.4	3.9	\$33.06
<b>Total</b>	<b>\$12.45</b>	<b>\$128.24</b>	<b>0.4</b>	<b>3.9</b>	<b>\$33.06</b>

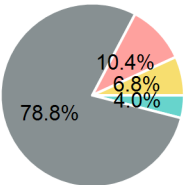
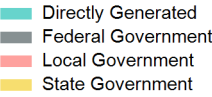
2022 Annual Agency Profile - Multi Community Diversified Services, Inc. (NTD ID 77083)

2022 Funding Breakdown

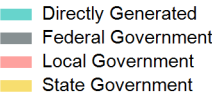
Summary of Operating Expenses (OE)

Sources of Operating Funds Expended

Operating Funding Sources



Capital Funding Sources



Sources of Capital Funds Expended

Directly Generated	\$0
Federal Government	\$0
Local Government	\$0
State Government	\$0

Total Capital Funds Expended \$0

Directly Generated	\$8,021
Federal Government	\$158,462
Local Government	\$20,971
State Government	\$13,749
Total Operating Funds Expended	\$201,203

Mode	Operating Expenses	Fare Revenues
Demand Response	\$201,203	\$8,021
Total	\$201,203	\$8,021

2022 Asset Management

Transit Asset Management (TAM) Tier Tier II

TAM Sponsor NTD ID 7R02

Metrics

Mode	Average Fleet Age in Years
Demand Response	6.9

2022 Performance Measure - Asset - 2023 Target  
(% not in State of Good Repair)

Equipment - Automobiles - 75%  
Equipment - Trucks and other Rubber Tire Vehicles - 75%  
Facility - Administrative / Maintenance Facilities - 25%  
Facility - Passenger / Parking Facilities - 25%  
Rolling Stock - BU - Bus - 25%  
Rolling Stock - CU - Cutaway - 25%  
Rolling Stock - MV - Minivan - 25%  
Rolling Stock - VN - Van - 25%