

# 2022 Annual Agency Profile - City of Crawford (NTD ID 70247)

**Mailing Address:** 135 ELM ST  
CRAWFORD, NE 69339-1001

**Website:**

## Service Consumed

**Annual Unlinked Trips (UPT)** 5,343

## Assets

**Revenue Vehicles** 3  
**Service Vehicles** 0  
**Facilities** 0

## Service Supplied

**Annual Vehicle Revenue Miles (VRM)** 14,261  
**Annual Vehicle Revenue Hours (VRH)** 1,492  
**Vehicles Operated in Maximum Service (VOMS)** 3

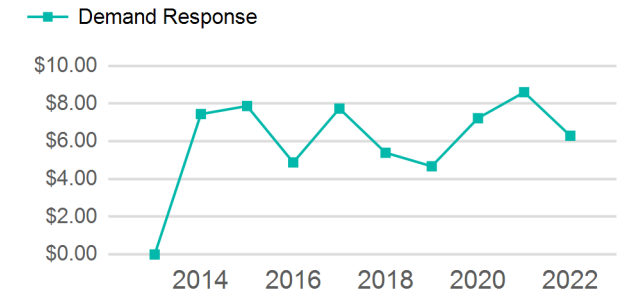
## Modal Characteristics

Mode	Annual Unlinked Passenger Trips	Directly Operated VOMS	Purchased Transportation VOMS	Annual Vehicle Revenue Miles	Annual Vehicle Revenue Hours
Demand Response	5,343	3	0	14,261	1,492
<b>Total</b>	<b>5,343</b>	<b>3</b>	<b>0</b>	<b>14,261</b>	<b>1,492</b>

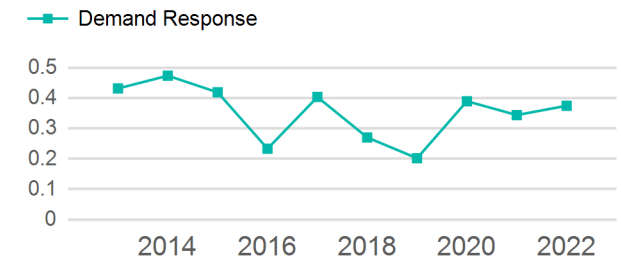
## Metrics

Mode	Service Efficiency		Service Effectiveness		
	OE per VRM	OE per VRH	UPT per VRM	UPT per VRH	OE per UPT
Demand Response	\$6.29	\$60.16	0.4	3.6	\$16.80
<b>Total</b>	<b>\$6.29</b>	<b>\$60.16</b>	<b>0.4</b>	<b>3.6</b>	<b>\$16.80</b>

## Operating Expenses per Vehicle Revenue Mile



## Unlinked Passenger Trip per Vehicle Revenue Mile



2022 Annual Agency Profile - City of Crawford (NTD ID 70247)

2022 Funding Breakdown

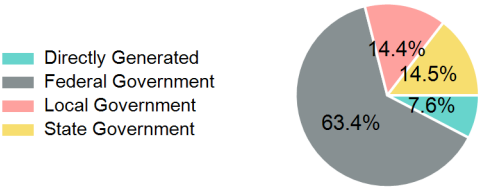
Summary of Operating Expenses (OE)

Sources of Operating Funds Expended

Operating Funding Sources

Mode	Operating Expenses	Fare Revenues
Demand Response	\$89,753	\$6,859
Total	\$89,753	\$6,859

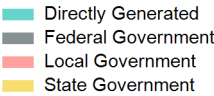
Directly Generated	\$6,859
Federal Government	\$56,919
Local Government	\$12,936
State Government	\$13,039
Total Operating Funds Expended	\$89,753



Capital Funding Sources

Sources of Capital Funds Expended

Directly Generated	\$0
Federal Government	\$0
Local Government	\$0
State Government	\$0
Total Capital Funds Expended	\$0



2022 Asset Management

Transit Asset Management (TAM) Tier	Tier II	TAM Sponsor NTD ID	7R04
-------------------------------------	---------	--------------------	------

Metrics

2022 Performance Measure - Asset - 2023 Target (% not in State of Good Repair)	Mode	Average Fleet Age in Years
Equipment - Trucks and other Rubber Tire Vehicles - 100%	Demand Response	9.3
Facility - Administrative / Maintenance Facilities - 0%		
Rolling Stock - AO - Automobile - 100%		
Rolling Stock - BU - Bus - 30%		
Rolling Stock - CU - Cutaway - 30%		
Rolling Stock - MV - Minivan - 40%		
Rolling Stock - SV - Sports Utility Vehicle - 100%		
Rolling Stock - VN - Van - 30%		