

2022 Annual Agency Profile - Harvey County Department on Aging (NTD ID 70238)

Mailing Address: 120 E 7TH ST
NEWTON, KS 67114-1801

Website: <https://www.harveycounty.com/>

Service Consumed

Annual Unlinked Trips (UPT) 3,594

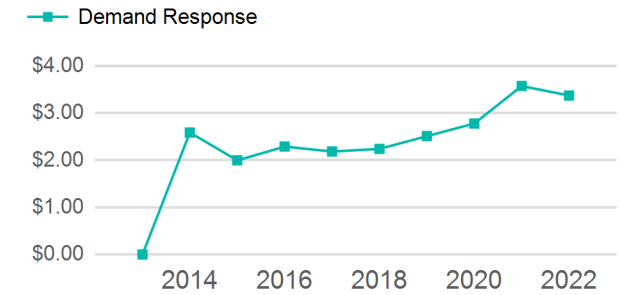
Assets

Revenue Vehicles 5
Service Vehicles 0
Facilities 0

Service Supplied

Annual Vehicle Revenue Miles (VRM) 58,201
Annual Vehicle Revenue Hours (VRH) 2,768
Vehicles Operated in Maximum Service (VOMS) 5

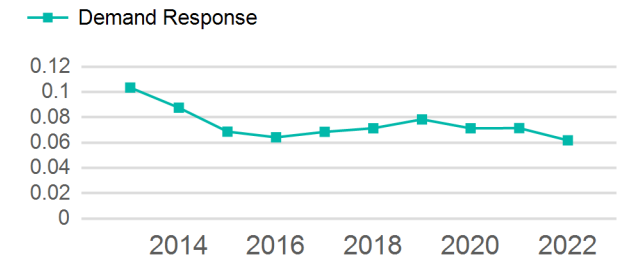
Operating Expenses per Vehicle Revenue Mile



Modal Characteristics

Mode	Annual Unlinked Passenger Trips	Directly Operated VOMS	Purchased Transportation VOMS	Annual Vehicle Revenue Miles	Annual Vehicle Revenue Hours
Demand Response	3,594	5	0	58,201	2,768
Total	3,594	5	0	58,201	2,768

Unlinked Passenger Trip per Vehicle Revenue Mile



Metrics

Mode	Service Efficiency		Service Effectiveness		
	OE per VRM	OE per VRH	UPT per VRM	UPT per VRH	OE per UPT
Demand Response	\$3.37	\$70.89	0.1	1.3	\$54.60
Total	\$3.37	\$70.89	0.1	1.3	\$54.60

2022 Annual Agency Profile - Harvey County Department on Aging (NTD ID 70238)

2022 Funding Breakdown

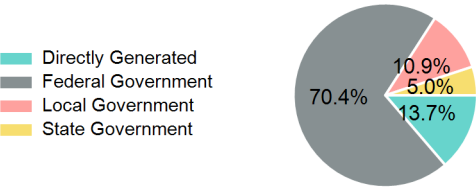
Summary of Operating Expenses (OE)

Sources of Operating Funds Expended

Operating Funding Sources

Mode	Operating Expenses	Fare Revenues
Demand Response	\$196,223	\$26,876
Total	\$196,223	\$26,876

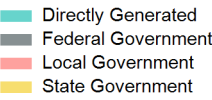
Directly Generated	\$26,876
Federal Government	\$138,174
Local Government	\$21,296
State Government	\$9,877
Total Operating Funds Expended	\$196,223



Capital Funding Sources

Sources of Capital Funds Expended

Directly Generated	\$0
Federal Government	\$0
Local Government	\$0
State Government	\$0
Total Capital Funds Expended	\$0



2022 Asset Management

Transit Asset Management (TAM) Tier	Tier II	TAM Sponsor NTD ID	7R02
-------------------------------------	---------	--------------------	------

Metrics

2022 Performance Measure - Asset - 2023 Target (% not in State of Good Repair)	Mode	Average Fleet Age in Years
Equipment - Automobiles - 75%	Demand Response	8.8
Equipment - Trucks and other Rubber Tire Vehicles - 75%		
Facility - Administrative / Maintenance Facilities - 25%		
Facility - Passenger / Parking Facilities - 25%		
Rolling Stock - BU - Bus - 25%		
Rolling Stock - CU - Cutaway - 25%		
Rolling Stock - MV - Minivan - 25%		
Rolling Stock - VN - Van - 25%		