

2022 Annual Agency Profile - Wabaunsee County General Public Transportation (NTD ID 70218)

Mailing Address: 215 KANSAS AVE
ALMA, KS 66401-9797

Website: <http://www.ks-wabaunsee.manatron.com>

Service Consumed

Annual Unlinked Trips (UPT) 2,690

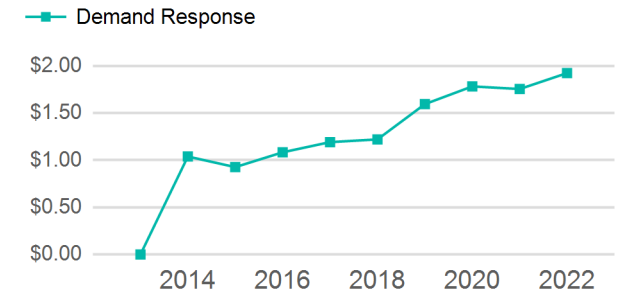
Assets

Revenue Vehicles 3
Service Vehicles 0
Facilities 0

Service Supplied

Annual Vehicle Revenue Miles (VRM) 45,450
Annual Vehicle Revenue Hours (VRH) 2,000
Vehicles Operated in Maximum Service (VOMS) 3

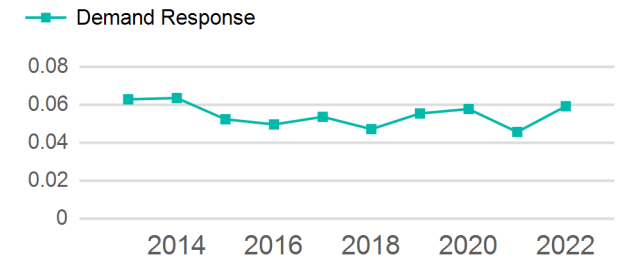
Operating Expenses per Vehicle Revenue Mile



Modal Characteristics

Mode	Annual Unlinked Passenger Trips	Directly Operated VOMS	Purchased Transportation VOMS	Annual Vehicle Revenue Miles	Annual Vehicle Revenue Hours
Demand Response	2,690	3	0	45,450	2,000
Total	2,690	3	0	45,450	2,000

Unlinked Passenger Trip per Vehicle Revenue Mile



Metrics

Mode	Service Efficiency		Service Effectiveness		
	OE per VRM	OE per VRH	UPT per VRM	UPT per VRH	OE per UPT
Demand Response	\$1.92	\$43.72	0.1	1.3	\$32.50
Total	\$1.92	\$43.72	0.1	1.3	\$32.50

2022 Annual Agency Profile - Wabaunsee County General Public Transportation (NTD ID 70218)

2022 Funding Breakdown

Summary of Operating Expenses (OE)

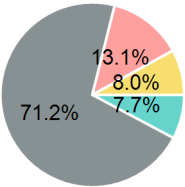
Sources of Operating Funds Expended

Operating Funding Sources

Mode	Operating Expenses	Fare Revenues
Demand Response	\$87,434	\$6,765
Total	\$87,434	\$6,765

Directly Generated	\$6,765
Federal Government	\$62,242
Local Government	\$11,466
State Government	\$6,961
Total Operating Funds Expended	\$87,434

- Directly Generated
- Federal Government
- Local Government
- State Government



Capital Funding Sources

Sources of Capital Funds Expended

Directly Generated	\$0
Federal Government	\$0
Local Government	\$0
State Government	\$0
Total Capital Funds Expended	\$0

- Directly Generated
- Federal Government
- Local Government
- State Government

2022 Asset Management

Transit Asset Management (TAM) Tier	Tier II	TAM Sponsor NTD ID	7R02
-------------------------------------	---------	--------------------	------

Metrics

2022 Performance Measure - Asset - 2023 Target
(% not in State of Good Repair)

Equipment - Automobiles - 75%
Equipment - Trucks and other Rubber Tire Vehicles - 75%
Facility - Administrative / Maintenance Facilities - 25%
Facility - Passenger / Parking Facilities - 25%
Rolling Stock - BU - Bus - 25%
Rolling Stock - CU - Cutaway - 25%
Rolling Stock - MV - Minivan - 25%
Rolling Stock - VN - Van - 25%

Mode	Average Fleet Age in Years
Demand Response	6.7