

2022 Annual Agency Profile - Kingman County Council on Aging (NTD ID 70206)

Mailing Address: 120 N SPRUCE ST
KINGMAN, KS 67068-1670

Website: <http://www.sckaaa.org/km.htm>

Service Consumed

Annual Unlinked Trips (UPT) 961

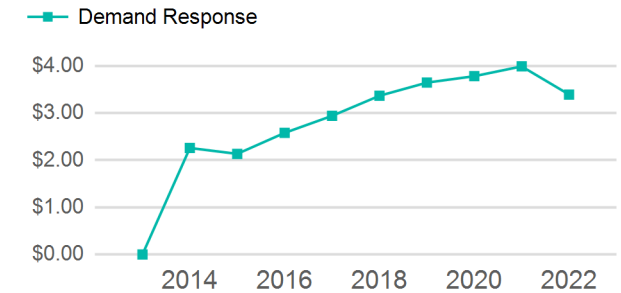
Assets

Revenue Vehicles 2
Service Vehicles 0
Facilities 0

Service Supplied

Annual Vehicle Revenue Miles (VRM) 26,239
Annual Vehicle Revenue Hours (VRH) 1,018
Vehicles Operated in Maximum Service (VOMS) 2

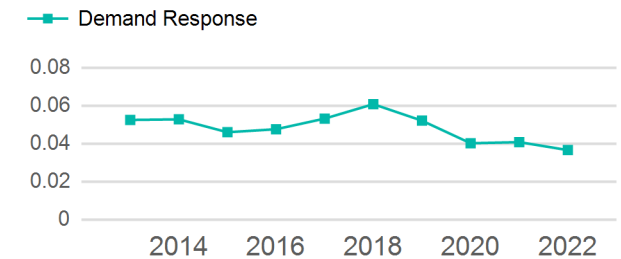
Operating Expenses per Vehicle Revenue Mile



Modal Characteristics

Mode	Annual Unlinked Passenger Trips	Directly Operated VOMS	Purchased Transportation VOMS	Annual Vehicle Revenue Miles	Annual Vehicle Revenue Hours
Demand Response	961	2	0	26,239	1,018
Total	961	2	0	26,239	1,018

Unlinked Passenger Trip per Vehicle Revenue Mile



Metrics

Mode	Service Efficiency		Service Effectiveness		
	OE per VRM	OE per VRH	UPT per VRM	UPT per VRH	OE per UPT
Demand Response	\$3.39	\$87.43	0.0	0.9	\$92.61
Total	\$3.39	\$87.43	0.0	0.9	\$92.61

2022 Annual Agency Profile - Kingman County Council on Aging (NTD ID 70206)

2022 Funding Breakdown

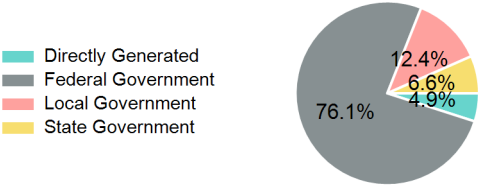
Summary of Operating Expenses (OE)

Sources of Operating Funds Expended

Operating Funding Sources

Mode	Operating Expenses	Fare Revenues
Demand Response	\$89,001	\$4,401
Total	\$89,001	\$4,401

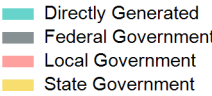
Directly Generated	\$4,401
Federal Government	\$67,710
Local Government	\$11,011
State Government	\$5,879
Total Operating Funds Expended	\$89,001



Capital Funding Sources

Sources of Capital Funds Expended

Directly Generated	\$0
Federal Government	\$0
Local Government	\$0
State Government	\$0
Total Capital Funds Expended	\$0



2022 Asset Management

Transit Asset Management (TAM) Tier	Tier II	TAM Sponsor NTD ID	7R02
-------------------------------------	---------	--------------------	------

Metrics

2022 Performance Measure - Asset - 2023 Target
(% not in State of Good Repair)

Equipment - Automobiles - 75%
Equipment - Trucks and other Rubber Tire Vehicles - 75%
Facility - Administrative / Maintenance Facilities - 25%
Facility - Passenger / Parking Facilities - 25%
Rolling Stock - BU - Bus - 25%
Rolling Stock - CU - Cutaway - 25%
Rolling Stock - MV - Minivan - 25%
Rolling Stock - VN - Van - 25%

Mode	Average Fleet Age in Years
Demand Response	8.0