

# 2022 Annual Agency Profile - City of Plainview Handivan (NTD ID 70193)

**Mailing Address:** 209 W Locust  
Plainview, NE 68769-4116

**Website:** <https://www.cityofplainviewne.com/home/where-do-i-go-for>

## Service Consumed

Annual Unlinked Trips (UPT) 913

## Assets

Revenue Vehicles 1  
Service Vehicles 0  
Facilities 0

## Service Supplied

Annual Vehicle Revenue Miles (VRM) 4,502  
Annual Vehicle Revenue Hours (VRH) 460  
Vehicles Operated in Maximum Service (VOMS) 1

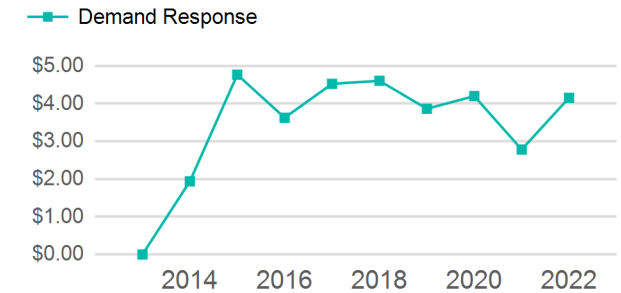
## Modal Characteristics

Mode	Annual Unlinked Passenger Trips	Directly Operated VOMS	Purchased Transportation VOMS	Annual Vehicle Revenue Miles	Annual Vehicle Revenue Hours
Demand Response	913	1	0	4,502	460
<b>Total</b>	<b>913</b>	<b>1</b>	<b>0</b>	<b>4,502</b>	<b>460</b>

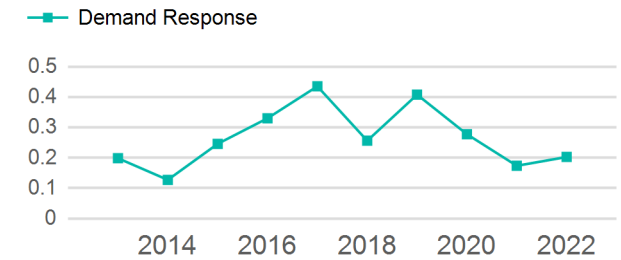
## Metrics

Mode	Service Efficiency		Service Effectiveness		
	OE per VRM	OE per VRH	UPT per VRM	UPT per VRH	OE per UPT
Demand Response	\$4.16	\$40.67	0.2	2.0	\$20.49
<b>Total</b>	<b>\$4.16</b>	<b>\$40.67</b>	<b>0.2</b>	<b>2.0</b>	<b>\$20.49</b>

## Operating Expenses per Vehicle Revenue Mile



## Unlinked Passenger Trip per Vehicle Revenue Mile



2022 Annual Agency Profile - City of Plainview Handivan (NTD ID 70193)

2022 Funding Breakdown

Summary of Operating Expenses (OE)

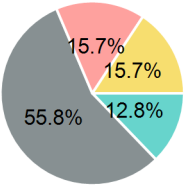
Sources of Operating Funds Expended

Operating Funding Sources

Mode	Operating Expenses	Fare Revenues
Demand Response	\$18,706	\$2,393
Total	\$18,706	\$2,393

Directly Generated	\$2,393
Federal Government	\$10,440
Local Government	\$2,936
State Government	\$2,937
Total Operating Funds Expended	\$18,706

- Directly Generated
- Federal Government
- Local Government
- State Government



Capital Funding Sources

Sources of Capital Funds Expended

Directly Generated	\$0
Federal Government	\$0
Local Government	\$0
State Government	\$0
Total Capital Funds Expended	\$0

- Directly Generated
- Federal Government
- Local Government
- State Government

2022 Asset Management

Transit Asset Management (TAM) Tier	Tier II	TAM Sponsor NTD ID	7R04
Metrics			

2022 Performance Measure - Asset - 2023 Target (% not in State of Good Repair)

Equipment - Trucks and other Rubber Tire Vehicles - 100%  
Facility - Administrative / Maintenance Facilities - 0%  
Rolling Stock - AO - Automobile - 100%  
Rolling Stock - BU - Bus - 30%  
Rolling Stock - CU - Cutaway - 30%  
Rolling Stock - MV - Minivan - 40%  
Rolling Stock - SV - Sports Utility Vehicle - 100%  
Rolling Stock - VN - Van - 30%

Mode	Average Fleet Age in Years
Demand Response	11.0