

2022 Annual Agency Profile - City of Wilson (NTD ID 70171)

Mailing Address: 2407 AVENUE E
WILSON, KS 67490-9611

Website: <http://www.wilsonkansas.com>

Service Consumed

Annual Unlinked Trips (UPT) 595

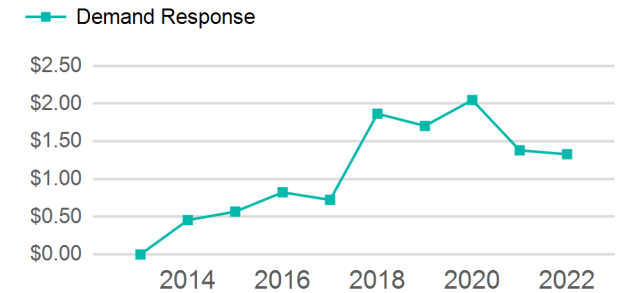
Assets

Revenue Vehicles 2
Service Vehicles 0
Facilities 0

Service Supplied

Annual Vehicle Revenue Miles (VRM) 4,897
Annual Vehicle Revenue Hours (VRH) 242
Vehicles Operated in Maximum Service (VOMS) 1

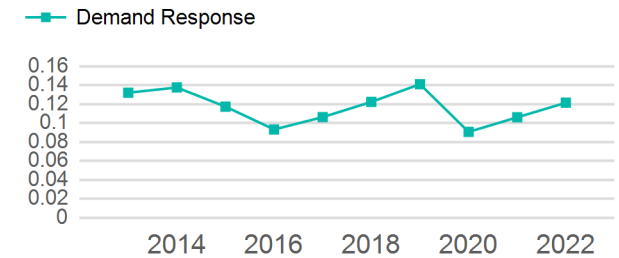
Operating Expenses per Vehicle Revenue Mile



Modal Characteristics

Mode	Annual Unlinked Passenger Trips	Directly Operated VOMS	Purchased Transportation VOMS	Annual Vehicle Revenue Miles	Annual Vehicle Revenue Hours
Demand Response	595	1	0	4,897	242
Total	595	1	0	4,897	242

Unlinked Passenger Trip per Vehicle Revenue Mile



Metrics

Mode	Service Efficiency		Service Effectiveness		
	OE per VRM	OE per VRH	UPT per VRM	UPT per VRH	OE per UPT
Demand Response	\$1.33	\$26.88	0.1	2.5	\$10.93
Total	\$1.33	\$26.88	0.1	2.5	\$10.93

2022 Annual Agency Profile - City of Wilson (NTD ID 70171)

2022 Funding Breakdown

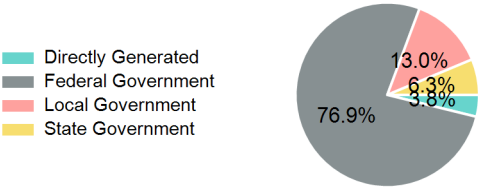
Summary of Operating Expenses (OE)

Sources of Operating Funds Expended

Operating Funding Sources

Mode	Operating Expenses	Fare Revenues
Demand Response	\$6,506	\$248
Total	\$6,506	\$248

Directly Generated	\$248
Federal Government	\$5,004
Local Government	\$846
State Government	\$408
Total Operating Funds Expended	\$6,506



Capital Funding Sources

Sources of Capital Funds Expended

Directly Generated	\$0
Federal Government	\$0
Local Government	\$0
State Government	\$0
Total Capital Funds Expended	\$0



2022 Asset Management

Transit Asset Management (TAM) Tier	Tier II	TAM Sponsor NTD ID	7R02
-------------------------------------	---------	--------------------	------

Metrics

2022 Performance Measure - Asset - 2023 Target
(% not in State of Good Repair)

Mode	Average Fleet Age in Years
Demand Response	16.5

- Equipment - Automobiles - 75%
- Equipment - Trucks and other Rubber Tire Vehicles - 75%
- Facility - Administrative / Maintenance Facilities - 25%
- Facility - Passenger / Parking Facilities - 25%
- Rolling Stock - BU - Bus - 25%
- Rolling Stock - CU - Cutaway - 25%
- Rolling Stock - MV - Minivan - 25%
- Rolling Stock - VN - Van - 25%