

# 2022 Annual Agency Profile - Hooker Co (NTD ID 70143)

**Mailing Address:** 303 NW 1ST ST  
MULLEN, NE 69152-5243

**Website:** [https://co.hooker.ne.us/webpages/links/public\\_transporation.html](https://co.hooker.ne.us/webpages/links/public_transporation.html)

## Service Consumed

Annual Unlinked Trips (UPT) 110

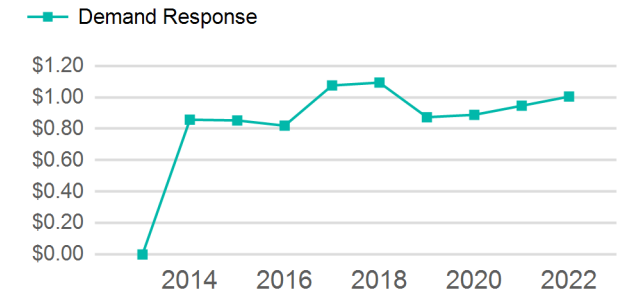
## Assets

Revenue Vehicles 3  
Service Vehicles 0  
Facilities 0

## Service Supplied

Annual Vehicle Revenue Miles (VRM) 16,930  
Annual Vehicle Revenue Hours (VRH) 810  
Vehicles Operated in Maximum Service (VOMS) 2

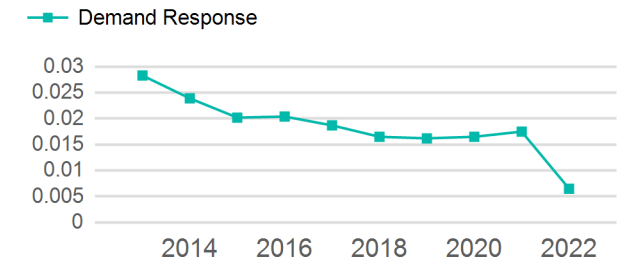
## Operating Expenses per Vehicle Revenue Mile



## Modal Characteristics

Mode	Annual Unlinked Passenger Trips	Directly Operated VOMS	Purchased Transportation VOMS	Annual Vehicle Revenue Miles	Annual Vehicle Revenue Hours
Demand Response	110	2	0	16,930	810
<b>Total</b>	<b>110</b>	<b>2</b>	<b>0</b>	<b>16,930</b>	<b>810</b>

## Unlinked Passenger Trip per Vehicle Revenue Mile



## Metrics

Mode	Service Efficiency		Service Effectiveness		
	OE per VRM	OE per VRH	UPT per VRM	UPT per VRH	OE per UPT
Demand Response	\$1.00	\$21.00	0.0	0.1	\$154.60
<b>Total</b>	<b>\$1.00</b>	<b>\$21.00</b>	<b>0.0</b>	<b>0.1</b>	<b>\$154.60</b>

2022 Annual Agency Profile - Hooker Co (NTD ID 70143)

2022 Funding Breakdown

Summary of Operating Expenses (OE)

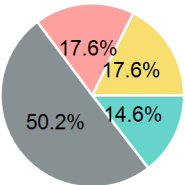
Sources of Operating Funds Expended

Operating Funding Sources

Mode	Operating Expenses	Fare Revenues
Demand Response	\$17,006	\$0
Total	\$17,006	\$0

Directly Generated	\$2,475
Federal Government	\$8,538
Local Government	\$2,997
State Government	\$2,996
Total Operating Funds Expended	\$17,006

- Directly Generated
- Federal Government
- Local Government
- State Government



Capital Funding Sources

Sources of Capital Funds Expended

Directly Generated	\$0
Federal Government	\$0
Local Government	\$0
State Government	\$0
Total Capital Funds Expended	\$0

- Directly Generated
- Federal Government
- Local Government
- State Government

2022 Asset Management

Transit Asset Management (TAM) Tier	Tier II	TAM Sponsor NTD ID	7R04
-------------------------------------	---------	--------------------	------

Metrics

2022 Performance Measure - Asset - 2023 Target (% not in State of Good Repair)
Equipment - Trucks and other Rubber Tire Vehicles - 100%
Facility - Administrative / Maintenance Facilities - 0%
Rolling Stock - AO - Automobile - 100%
Rolling Stock - BU - Bus - 30%
Rolling Stock - CU - Cutaway - 30%
Rolling Stock - MV - Minivan - 40%
Rolling Stock - SV - Sports Utility Vehicle - 100%
Rolling Stock - VN - Van - 30%

Mode	Average Fleet Age in Years
Demand Response	9.7