

2022 Annual Agency Profile - Doniphan County (NTD ID 70132)

Mailing Address: 120 E CHESTNUT ST
TROY, KS 66087-4314

Website: <http://www.dpcountyks.com>

Service Consumed

Annual Unlinked Trips (UPT) 3,310

Assets

Revenue Vehicles 5
Service Vehicles 0
Facilities 0

Service Supplied

Annual Vehicle Revenue Miles (VRM) 73,822
Annual Vehicle Revenue Hours (VRH) 1,230
Vehicles Operated in Maximum Service (VOMS) 5

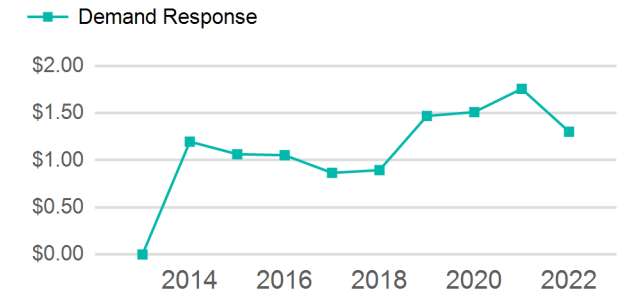
Modal Characteristics

Mode	Annual Unlinked Passenger Trips	Directly Operated VOMS	Purchased Transportation VOMS	Annual Vehicle Revenue Miles	Annual Vehicle Revenue Hours
Demand Response	3,310	5	0	73,822	1,230
Total	3,310	5	0	73,822	1,230

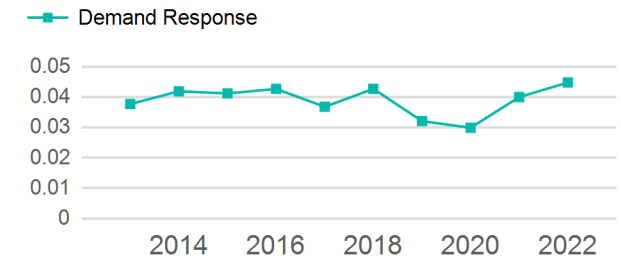
Metrics

Mode	Service Efficiency		Service Effectiveness		
	OE per VRM	OE per VRH	UPT per VRM	UPT per VRH	OE per UPT
Demand Response	\$1.30	\$78.14	0.0	2.7	\$29.04
Total	\$1.30	\$78.14	0.0	2.7	\$29.04

Operating Expenses per Vehicle Revenue Mile



Unlinked Passenger Trip per Vehicle Revenue Mile



2022 Annual Agency Profile - Doniphan County (NTD ID 70132)

2022 Funding Breakdown

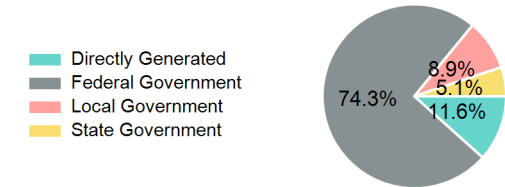
Summary of Operating Expenses (OE)

Mode	Operating Expenses	Fare Revenues
Demand Response	\$96,112	\$11,158
Total	\$96,112	\$11,158

Sources of Operating Funds Expended

Directly Generated	\$11,158
Federal Government	\$71,447
Local Government	\$8,584
State Government	\$4,923
Total Operating Funds Expended	\$96,112

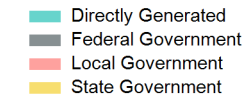
Operating Funding Sources



Capital Funding Sources

Sources of Capital Funds Expended

Directly Generated	\$0
Federal Government	\$0
Local Government	\$0
State Government	\$0
Total Capital Funds Expended	\$0



2022 Asset Management

Transit Asset Management (TAM) Tier	Tier II	TAM Sponsor NTD ID	7R02
--------------------------------------------	---------	---------------------------	------

Metrics

2022 Performance Measure - Asset - 2023 Target (% not in State of Good Repair)

Equipment - Automobiles - 75%
 Equipment - Trucks and other Rubber Tire Vehicles - 75%
 Facility - Administrative / Maintenance Facilities - 25%
 Facility - Passenger / Parking Facilities - 25%
 Rolling Stock - BU - Bus - 25%
 Rolling Stock - CU - Cutaway - 25%
 Rolling Stock - MV - Minivan - 25%
 Rolling Stock - VN - Van - 25%

Mode	Average Fleet Age in Years
Demand Response	4.8