

2022 Annual Agency Profile - City of Alliance (NTD ID 70107)

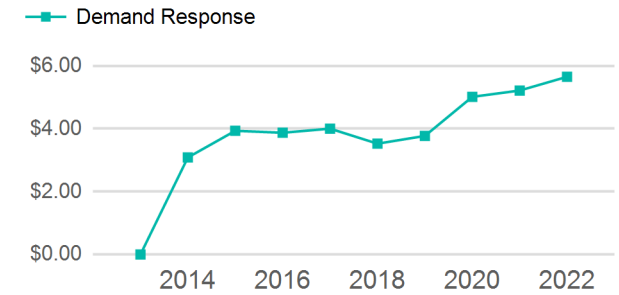
Mailing Address: 324 LARAMIE AVE
ALLIANCE, NE 69301-3358

Website: <http://www.cityofalliance.net/index.aspx?nid=325>

Service Consumed

Annual Unlinked Trips (UPT) 29,633

Operating Expenses per Vehicle Revenue Mile



Assets

Revenue Vehicles 5
Service Vehicles 0
Facilities 0

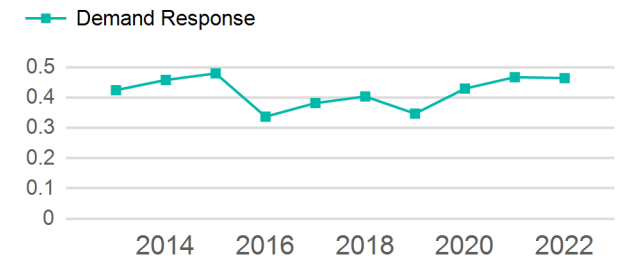
Service Supplied

Annual Vehicle Revenue Miles (VRM) 63,835
Annual Vehicle Revenue Hours (VRH) 3,122
Vehicles Operated in Maximum Service (VOMS) 5

Modal Characteristics

Mode	Annual Unlinked Passenger Trips	Directly Operated VOMS	Purchased Transportation VOMS	Annual Vehicle Revenue Miles	Annual Vehicle Revenue Hours
Demand Response	29,633	5	0	63,835	3,122
Total	29,633	5	0	63,835	3,122

Unlinked Passenger Trip per Vehicle Revenue Mile



Metrics

Mode	Service Efficiency		Service Effectiveness		
	OE per VRM	OE per VRH	UPT per VRM	UPT per VRH	OE per UPT
Demand Response	\$5.65	\$115.59	0.5	9.5	\$12.18
Total	\$5.65	\$115.59	0.5	9.5	\$12.18

2022 Annual Agency Profile - City of Alliance (NTD ID 70107)

2022 Funding Breakdown

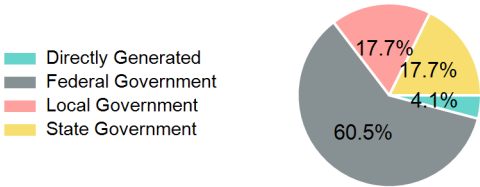
Summary of Operating Expenses (OE)

Sources of Operating Funds Expended

Operating Funding Sources

Mode	Operating Expenses	Fare Revenues
Demand Response	\$360,881	\$14,820
Total	\$360,881	\$14,820

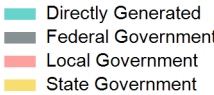
Directly Generated	\$14,820
Federal Government	\$218,376
Local Government	\$63,893
State Government	\$63,792
Total Operating Funds Expended	\$360,881



Capital Funding Sources

Sources of Capital Funds Expended

Directly Generated	\$0
Federal Government	\$0
Local Government	\$0
State Government	\$0
Total Capital Funds Expended	\$0



2022 Asset Management

Transit Asset Management (TAM) Tier	Tier II	TAM Sponsor NTD ID	7R04
-------------------------------------	---------	--------------------	------

Metrics

2022 Performance Measure - Asset - 2023 Target (% not in State of Good Repair)

Mode	Average Fleet Age in Years
Demand Response	2.4

Equipment - Trucks and other Rubber Tire Vehicles - 100%
Facility - Administrative / Maintenance Facilities - 0%
Rolling Stock - AO - Automobile - 100%
Rolling Stock - BU - Bus - 30%
Rolling Stock - CU - Cutaway - 30%
Rolling Stock - MV - Minivan - 40%
Rolling Stock - SV - Sports Utility Vehicle - 100%
Rolling Stock - VN - Van - 30%