

# 2022 Annual Agency Profile - Norton County Senior Citizens (NTD ID 70084)

**Mailing Address:** 208 W MAIN ST  
NORTON, KS 67654-1950

**Website:**

## Service Consumed

Annual Unlinked Trips (UPT) 5,311

## Assets

Revenue Vehicles 2  
Service Vehicles 0  
Facilities 0

## Service Supplied

Annual Vehicle Revenue Miles (VRM) 6,296  
Annual Vehicle Revenue Hours (VRH) 461  
Vehicles Operated in Maximum Service (VOMS) 2

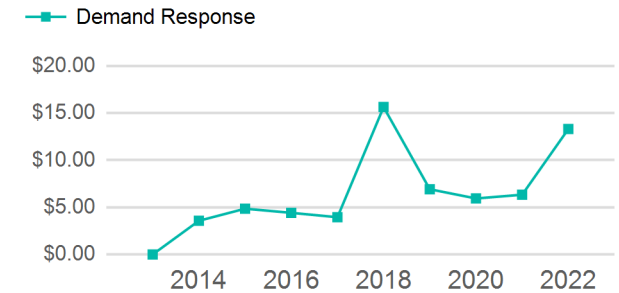
## Modal Characteristics

Mode	Annual Unlinked Passenger Trips	Directly Operated VOMS	Purchased Transportation VOMS	Annual Vehicle Revenue Miles	Annual Vehicle Revenue Hours
Demand Response	5,311	2	0	6,296	461
<b>Total</b>	<b>5,311</b>	<b>2</b>	<b>0</b>	<b>6,296</b>	<b>461</b>

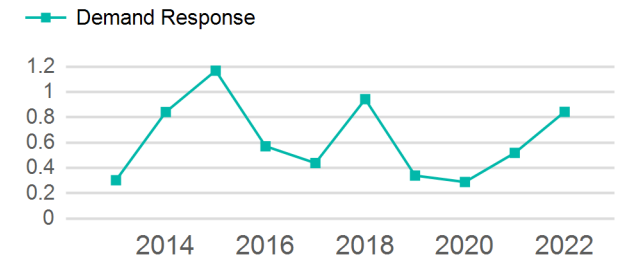
## Metrics

Mode	Service Efficiency		Service Effectiveness		
	OE per VRM	OE per VRH	UPT per VRM	UPT per VRH	OE per UPT
Demand Response	\$13.30	\$181.63	0.8	11.5	\$15.77
<b>Total</b>	<b>\$13.30</b>	<b>\$181.63</b>	<b>0.8</b>	<b>11.5</b>	<b>\$15.77</b>

## Operating Expenses per Vehicle Revenue Mile



## Unlinked Passenger Trip per Vehicle Revenue Mile



# 2022 Annual Agency Profile - Norton County Senior Citizens (NTD ID 70084)

## 2022 Funding Breakdown

### Summary of Operating Expenses (OE)

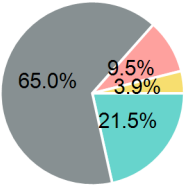
Mode	Operating Expenses	Fare Revenues
Demand Response	\$83,733	\$18,023
<b>Total</b>	<b>\$83,733</b>	<b>\$18,023</b>

### Sources of Operating Funds Expended

Directly Generated	\$18,023
Federal Government	\$54,467
Local Government	\$7,968
State Government	\$3,275
<b>Total Operating Funds Expended</b>	<b>\$83,733</b>

### Operating Funding Sources

Directly Generated  
Federal Government  
Local Government  
State Government



### Capital Funding Sources

### Sources of Capital Funds Expended

Directly Generated	\$0
Federal Government	\$0
Local Government	\$0
State Government	\$0
<b>Total Capital Funds Expended</b>	<b>\$0</b>

Directly Generated  
Federal Government  
Local Government  
State Government

## 2022 Asset Management

<b>Transit Asset Management (TAM) Tier</b>	Tier II	<b>TAM Sponsor NTD ID</b>	7R02
--	---------	---------------------------	------

### Metrics

### 2022 Performance Measure - Asset - 2023 Target (% not in State of Good Repair)

Equipment - Automobiles - 75%  
Equipment - Trucks and other Rubber Tire Vehicles - 75%  
Facility - Administrative / Maintenance Facilities - 25%  
Facility - Passenger / Parking Facilities - 25%  
Rolling Stock - BU - Bus - 25%  
Rolling Stock - CU - Cutaway - 25%  
Rolling Stock - MV - Minivan - 25%  
Rolling Stock - VN - Van - 25%

Mode	Average Fleet Age in Years
Demand Response	5.0