

2022 Annual Agency Profile - Mid-Nebraska Community Action dba Reach Your Destination Easily (NTD ID 70081)

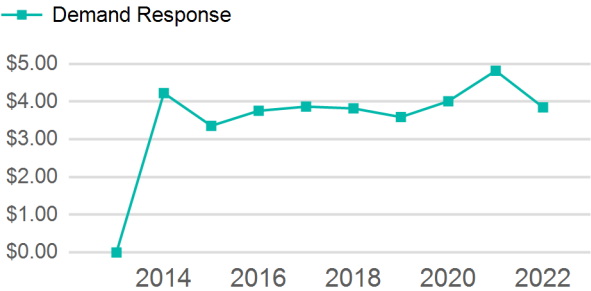
Mailing Address: 16 W 11TH ST  
KEARNEY, NE 68847-7440

Website: <http://communityactionmidne.com/ryde-transit-public-transportation-program-reach-your-destination-easily/>

Service Consumed

Annual Unlinked Trips (UPT) 83,914

Operating Expenses per Vehicle Revenue Mile



Assets

Service Supplied

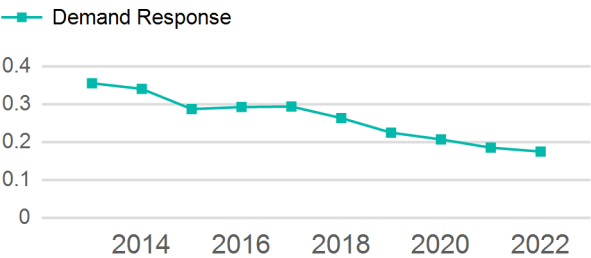
Revenue Vehicles 61  
Service Vehicles 3  
Facilities 2

Annual Vehicle Revenue Miles (VRM) 480,198  
Annual Vehicle Revenue Hours (VRH) 35,711  
Vehicles Operated in Maximum Service (VOMS) 36

Modal Characteristics

Mode	Annual Unlinked Passenger Trips	Directly Operated VOMS	Purchased Transportation VOMS	Annual Vehicle Revenue Miles	Annual Vehicle Revenue Hours
Demand Response	83,914	36	0	480,198	35,711
Total	83,914	36	0	480,198	35,711

Unlinked Passenger Trip per Vehicle Revenue Mile



Metrics

Mode	OE per VRM	OE per VRH	UPT per VRM	UPT per VRH	OE per UPT
Demand Response	\$3.80	\$51.12	0.2	2.3	\$21.76
Total	\$3.80	\$51.12	0.2	2.3	\$21.76

2022 Annual Agency Profile - Mid-Nebraska Community Action dba Reach Your Destination Easily (NTD ID 70081)

2022 Funding Breakdown

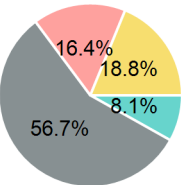
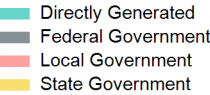
Summary of Operating Expenses (OE)

Sources of Operating Funds Expended

Operating Funding Sources

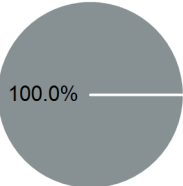
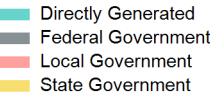
Mode	Operating Expenses	Fare Revenues
Demand Response	\$1,825,637	\$118,125
Total	\$1,825,637	\$118,125

Directly Generated	\$148,390
Federal Government	\$1,034,672
Local Government	\$299,555
State Government	\$343,020
Total Operating Funds Expended	\$1,825,637



Capital Funding Sources

Sources of Capital Funds Expended



Directly Generated	\$0
Federal Government	\$82,624
Local Government	\$0
State Government	\$0
Total Capital Funds Expended	\$82,624

2022 Asset Management

Transit Asset Management (TAM) Tier	Tier II	TAM Sponsor NTD ID	7R04
-------------------------------------	---------	--------------------	------

Metrics

2022 Performance Measure - Asset - 2023 Target (% not in State of Good Repair)
Equipment - Trucks and other Rubber Tire Vehicles - 100%
Facility - Administrative / Maintenance Facilities - 0%
Rolling Stock - AO - Automobile - 100%
Rolling Stock - BU - Bus - 30%
Rolling Stock - CU - Cutaway - 30%
Rolling Stock - MV - Minivan - 40%
Rolling Stock - SV - Sports Utility Vehicle - 100%
Rolling Stock - VN - Van - 30%

Mode	Average Fleet Age in Years
Demand Response	6.9