

2022 Annual Agency Profile - Sheridan County Public Transit (NTD ID 70058)

Mailing Address: 270 PINE ST
CHADRON, NE 69337-2296

Website: <https://www.ncap.info/programs-and-services>

Service Consumed

Annual Unlinked Trips (UPT) 1,938

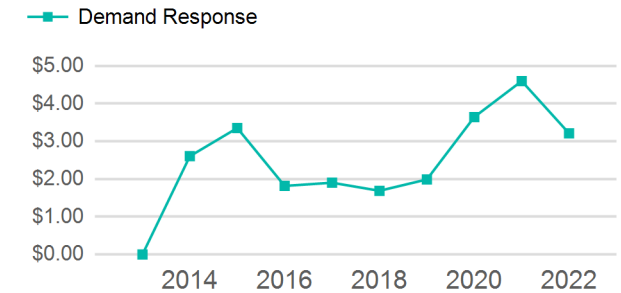
Assets

Revenue Vehicles 2
Service Vehicles 0
Facilities 0

Service Supplied

Annual Vehicle Revenue Miles (VRM) 50,472
Annual Vehicle Revenue Hours (VRH) 1,689
Vehicles Operated in Maximum Service (VOMS) 2

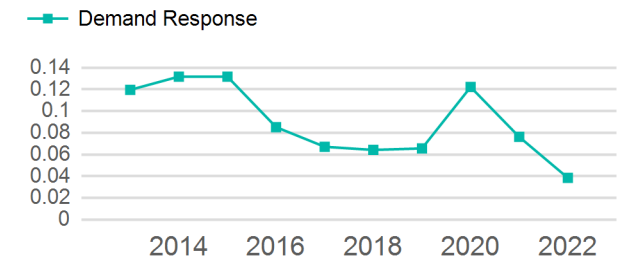
Operating Expenses per Vehicle Revenue Mile



Modal Characteristics

Mode	Annual Unlinked Passenger Trips	Directly Operated VOMS	Purchased Transportation VOMS	Annual Vehicle Revenue Miles	Annual Vehicle Revenue Hours
Demand Response	1,938	2	0	50,472	1,689
Total	1,938	2	0	50,472	1,689

Unlinked Passenger Trip per Vehicle Revenue Mile



Metrics

Mode	Service Efficiency		Service Effectiveness		
	OE per VRM	OE per VRH	UPT per VRM	UPT per VRH	OE per UPT
Demand Response	\$3.21	\$95.85	0.0	1.1	\$83.54
Total	\$3.21	\$95.85	0.0	1.1	\$83.54

2022 Annual Agency Profile - Sheridan County Public Transit (NTD ID 70058)

2022 Funding Breakdown

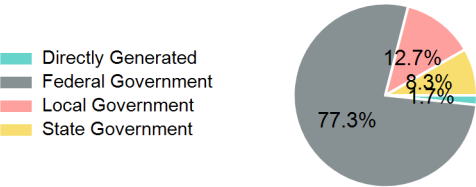
Summary of Operating Expenses (OE)

Sources of Operating Funds Expended

Operating Funding Sources

Mode	Operating Expenses	Fare Revenues
Demand Response	\$161,898	\$2,731
Total	\$161,898	\$2,731

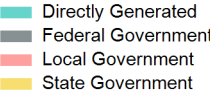
Directly Generated	\$2,731
Federal Government	\$125,212
Local Government	\$20,549
State Government	\$13,406
Total Operating Funds Expended	\$161,898



Capital Funding Sources

Sources of Capital Funds Expended

Directly Generated	\$0
Federal Government	\$0
Local Government	\$0
State Government	\$0
Total Capital Funds Expended	\$0



2022 Asset Management

Transit Asset Management (TAM) Tier	Tier II	TAM Sponsor NTD ID	7R04
-------------------------------------	---------	--------------------	------

Metrics

2022 Performance Measure - Asset - 2023 Target (% not in State of Good Repair)	Mode	Average Fleet Age in Years
Equipment - Trucks and other Rubber Tire Vehicles - 100%	Demand Response	13.0
Facility - Administrative / Maintenance Facilities - 0%		
Rolling Stock - AO - Automobile - 100%		
Rolling Stock - BU - Bus - 30%		
Rolling Stock - CU - Cutaway - 30%		
Rolling Stock - MV - Minivan - 40%		
Rolling Stock - SV - Sports Utility Vehicle - 100%		
Rolling Stock - VN - Van - 30%		