

2022 Annual Agency Profile - Goliad County (NTD ID 66281)

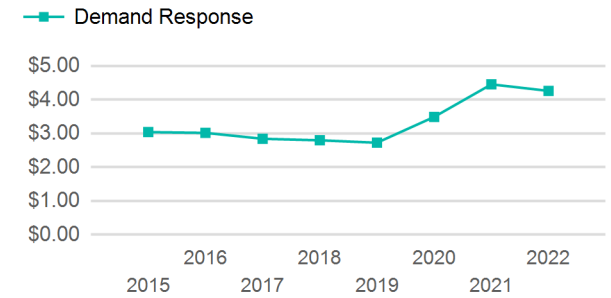
Mailing Address: 127 N COURTHOUSE SQ
GOLIAD, TX 77963

Website: <http://www.co.goliad.tx.us/>

Service Consumed

Annual Unlinked Trips (UPT) 4,339

Operating Expenses per Vehicle Revenue Mile



Assets

Revenue Vehicles 4
Service Vehicles 0
Facilities 1

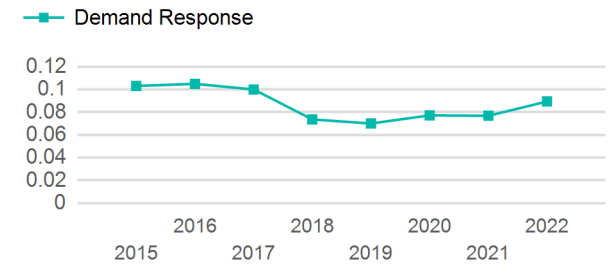
Service Supplied

Annual Vehicle Revenue Miles (VRM) 48,529
Annual Vehicle Revenue Hours (VRH) 2,549
Vehicles Operated in Maximum Service (VOMS) 3

Modal Characteristics

Mode	Annual Unlinked Passenger Trips	Directly Operated VOMS	Purchased Transportation VOMS	Annual Vehicle Revenue Miles	Annual Vehicle Revenue Hours
Demand Response	4,339	0	3	48,529	2,549
Total	4,339	0	3	48,529	2,549

Unlinked Passenger Trip per Vehicle Revenue Mile



Metrics

Mode	Service Efficiency		Service Effectiveness		
	OE per VRM	OE per VRH	UPT per VRM	UPT per VRH	OE per UPT
Demand Response	\$4.26	\$81.10	0.1	1.7	\$47.64
Total	\$4.26	\$81.10	0.1	1.7	\$47.64

2022 Annual Agency Profile - Goliad County (NTD ID 66281)

2022 Funding Breakdown

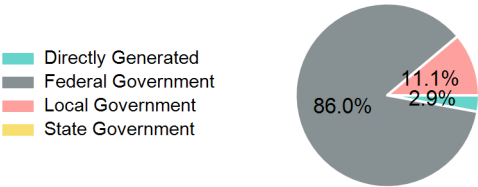
Summary of Operating Expenses (OE)

Sources of Operating Funds Expended

Operating Funding Sources

Mode	Operating Expenses	Fare Revenues
Demand Response	\$206,724	\$5,962
Total	\$206,724	\$5,962

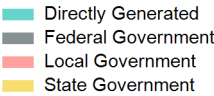
Directly Generated	\$5,962
Federal Government	\$177,817
Local Government	\$22,945
State Government	\$0
Total Operating Funds Expended	\$206,724



Capital Funding Sources

Sources of Capital Funds Expended

Directly Generated	\$0
Federal Government	\$0
Local Government	\$0
State Government	\$0
Total Capital Funds Expended	\$0



2022 Asset Management

Transit Asset Management (TAM) Tier	Tier II	TAM Sponsor NTD ID	6R05
-------------------------------------	---------	--------------------	------

Metrics

2022 Performance Measure - Asset - 2023 Target (% not in State of Good Repair)

Mode	Average Fleet Age in Years
Demand Response	4.5

- Equipment - Automobiles - 15%
- Equipment - Trucks and other Rubber Tire Vehicles - 15%
- Facility - Administrative / Maintenance Facilities - 15%
- Facility - Passenger / Parking Facilities - 15%
- Rolling Stock - AO - Automobile - 15%
- Rolling Stock - BU - Bus - 15%
- Rolling Stock - CU - Cutaway - 15%
- Rolling Stock - MV - Minivan - 15%
- Rolling Stock - SB - School Bus - 15%
- Rolling Stock - SV - Sports Utility Vehicle - 15%
- Rolling Stock - VN - Van - 15%