

2022 Annual Agency Profile - Gonzalez County Senior Citizens Association (NTD ID 66279)

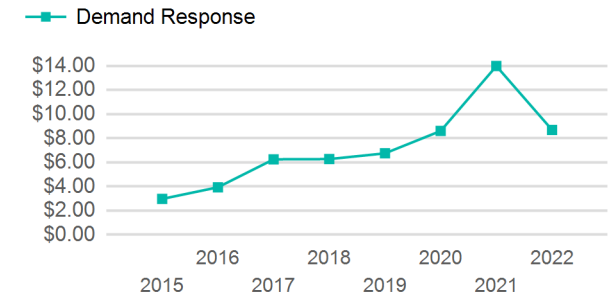
Mailing Address: 818 SEYDLER ST
GONZALES, TX 78629-2724

Website: https://www.facebook.com/pg/gcscainc/about/?ref=page_internal

Service Consumed

Annual Unlinked Trips (UPT) 5,912

Operating Expenses per Vehicle Revenue Mile



Assets

Revenue Vehicles 4
Service Vehicles 0
Facilities 1

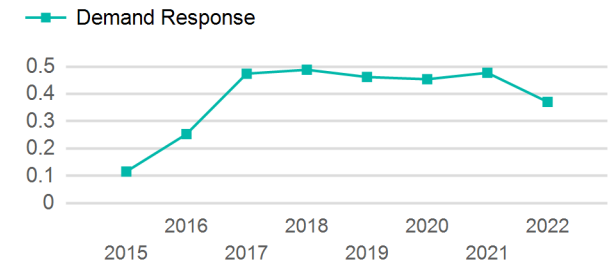
Service Supplied

Annual Vehicle Revenue Miles (VRM) 15,939
Annual Vehicle Revenue Hours (VRH) 1,593
Vehicles Operated in Maximum Service (VOMS) 4

Modal Characteristics

Mode	Annual Unlinked Passenger Trips	Directly Operated VOMS	Purchased Transportation VOMS	Annual Vehicle Revenue Miles	Annual Vehicle Revenue Hours
Demand Response	5,912	0	4	15,939	1,593
Total	5,912	0	4	15,939	1,593

Unlinked Passenger Trip per Vehicle Revenue Mile



Metrics

Mode	Service Efficiency		Service Effectiveness		
	OE per VRM	OE per VRH	UPT per VRM	UPT per VRH	OE per UPT
Demand Response	\$8.69	\$86.96	0.4	3.7	\$23.43
Total	\$8.69	\$86.96	0.4	3.7	\$23.43

2022 Annual Agency Profile - Gonzalez County Senior Citizens Association (NTD ID 66279)

2022 Funding Breakdown

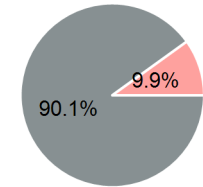
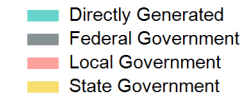
Summary of Operating Expenses (OE)

Mode	Operating Expenses	Fare Revenues
Demand Response	\$138,524	\$0
Total	\$138,524	\$0

Sources of Operating Funds Expended

Directly Generated	\$0
Federal Government	\$124,774
Local Government	\$13,750
State Government	\$0
Total Operating Funds Expended	\$138,524

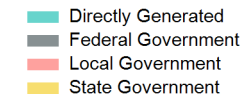
Operating Funding Sources



Capital Funding Sources

Sources of Capital Funds Expended

Directly Generated	\$0
Federal Government	\$0
Local Government	\$0
State Government	\$0
Total Capital Funds Expended	\$0



2022 Asset Management

Transit Asset Management (TAM) Tier	Tier II	TAM Sponsor NTD ID	6R05
--	---------	---------------------------	------

Metrics

2022 Performance Measure - Asset - 2023 Target (% not in State of Good Repair)

Equipment - Automobiles - 15%
 Equipment - Trucks and other Rubber Tire Vehicles - 15%
 Facility - Administrative / Maintenance Facilities - 15%
 Facility - Passenger / Parking Facilities - 15%
 Rolling Stock - AO - Automobile - 15%
 Rolling Stock - BU - Bus - 15%
 Rolling Stock - CU - Cutaway - 15%
 Rolling Stock - MV - Minivan - 15%
 Rolling Stock - SB - School Bus - 15%
 Rolling Stock - SV - Sports Utility Vehicle - 15%
 Rolling Stock - VN - Van - 15%

Mode	Average Fleet Age in Years
Demand Response	8.5