

2022 Annual Agency Profile - Madison Voluntary Council on Aging (NTD ID 66268)

Mailing Address: 203 S. Elm St.
Tallulah, LA 71282

Website:

Service Consumed

Annual Unlinked Trips (UPT) 2,954

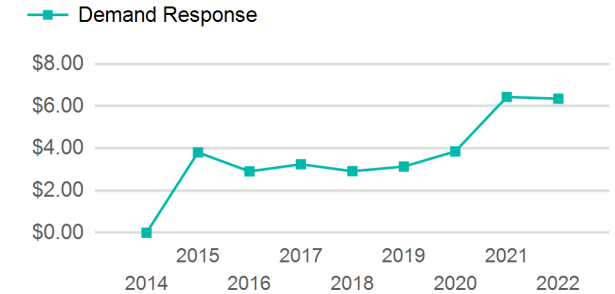
Assets

Revenue Vehicles 5
Service Vehicles 0
Facilities 0

Service Supplied

Annual Vehicle Revenue Miles (VRM) 31,282
Annual Vehicle Revenue Hours (VRH) 2,960
Vehicles Operated in Maximum Service (VOMS) 5

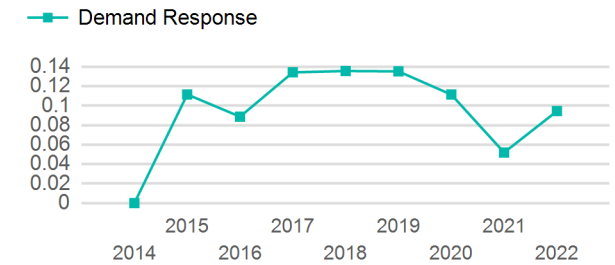
Operating Expenses per Vehicle Revenue Mile



Modal Characteristics

Mode	Annual Unlinked Passenger Trips	Directly Operated VOMS	Purchased Transportation VOMS	Annual Vehicle Revenue Miles	Annual Vehicle Revenue Hours
Demand Response	2,954	5	0	31,282	2,960
Total	2,954	5	0	31,282	2,960

Unlinked Passenger Trip per Vehicle Revenue Mile



Metrics

Mode	Service Efficiency		Service Effectiveness		
	OE per VRM	OE per VRH	UPT per VRM	UPT per VRH	OE per UPT
Demand Response	\$6.35	\$67.11	0.1	1.0	\$67.24
Total	\$6.35	\$67.11	0.1	1.0	\$67.24

2022 Annual Agency Profile - Madison Voluntary Council on Aging (NTD ID 66268)

2022 Funding Breakdown

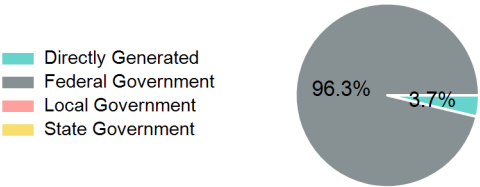
Summary of Operating Expenses (OE)

Sources of Operating Funds Expended

Operating Funding Sources

Mode	Operating Expenses	Fare Revenues
Demand Response	\$198,636	\$7,426
Total	\$198,636	\$7,426

Directly Generated	\$7,426
Federal Government	\$191,210
Local Government	\$0
State Government	\$0
Total Operating Funds Expended	\$198,636



Capital Funding Sources

Sources of Capital Funds Expended

Directly Generated	\$0
Federal Government	\$0
Local Government	\$0
State Government	\$0
Total Capital Funds Expended	\$0



2022 Asset Management

Transit Asset Management (TAM) Tier	Tier II	TAM Sponsor NTD ID	6R02
-------------------------------------	---------	--------------------	------

Metrics

2022 Performance Measure - Asset - 2023 Target
(% not in State of Good Repair)

Facility - Administrative / Maintenance Facilities - 0%
Rolling Stock - CU - Cutaway - 23%
Rolling Stock - MV - Minivan - 59%
Rolling Stock - SV - Sports Utility Vehicle - 0%
Rolling Stock - VN - Van - 90%

Mode	Average Fleet Age in Years
Demand Response	7.2