

2022 Annual Agency Profile - Iberville Sheriff's Office (NTD ID 66267)

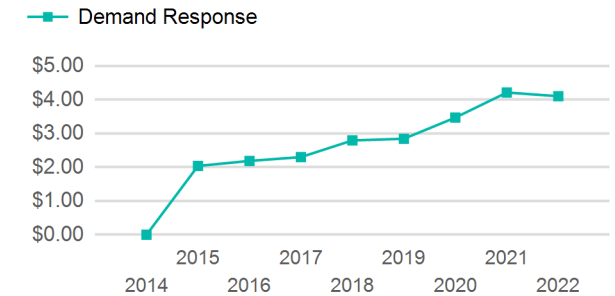
Mailing Address: 58050 MERIAM ST
PLAQUEMINE, LA 70764-2717

Website: <https://ibervillesheriff.com/transportation/>

Service Consumed

Annual Unlinked Trips (UPT) 8,926

Operating Expenses per Vehicle Revenue Mile



Assets

Revenue Vehicles 7
Service Vehicles 0
Facilities 0

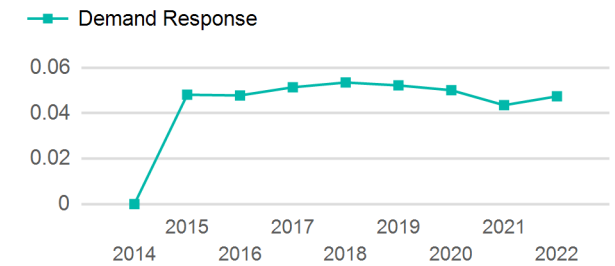
Service Supplied

Annual Vehicle Revenue Miles (VRM) 188,320
Annual Vehicle Revenue Hours (VRH) 14,694
Vehicles Operated in Maximum Service (VOMS) 7

Modal Characteristics

Mode	Annual Unlinked Passenger Trips	Directly Operated VOMS	Purchased Transportation VOMS	Annual Vehicle Revenue Miles	Annual Vehicle Revenue Hours
Demand Response	8,926	7	0	188,320	14,694
Total	8,926	7	0	188,320	14,694

Unlinked Passenger Trip per Vehicle Revenue Mile



Mode	Service Efficiency		Service Effectiveness		
	OE per VRM	OE per VRH	UPT per VRM	UPT per VRH	OE per UPT
Demand Response	\$4.10	\$52.56	0.0	0.6	\$86.53
Total	\$4.10	\$52.56	0.0	0.6	\$86.53

2022 Annual Agency Profile - Iberville Sheriff's Office (NTD ID 66267)

2022 Funding Breakdown

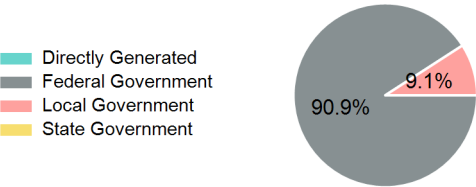
Summary of Operating Expenses (OE)

Sources of Operating Funds Expended

Operating Funding Sources

Mode	Operating Expenses	Fare Revenues
Demand Response	\$772,390	\$0
Total	\$772,390	\$0

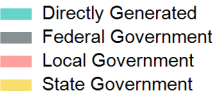
Directly Generated	\$0
Federal Government	\$702,040
Local Government	\$70,350
State Government	\$0
Total Operating Funds Expended	\$772,390



Capital Funding Sources

Sources of Capital Funds Expended

Directly Generated	\$0
Federal Government	\$0
Local Government	\$0
State Government	\$0
Total Capital Funds Expended	\$0



2022 Asset Management

Transit Asset Management (TAM) Tier	Tier II	TAM Sponsor NTD ID	6R02
-------------------------------------	---------	--------------------	------

Metrics

2022 Performance Measure - Asset - 2023 Target
(% not in State of Good Repair)

Mode	Average Fleet Age in Years
Demand Response	5.3
Facility - Administrative / Maintenance Facilities	0%
Rolling Stock - CU - Cutaway	23%
Rolling Stock - MV - Minivan	59%
Rolling Stock - SV - Sports Utility Vehicle	0%
Rolling Stock - VN - Van	90%