

2022 Annual Agency Profile - Desoto Council on Aging (NTD ID 60261)

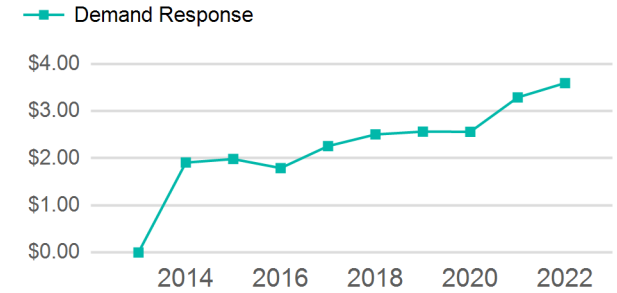
Mailing Address: 404 POLK ST STE A
MANSFIELD, LA 71052-2406

Website: <http://www.desotocouncilonaging.com/respite-care-senior-services.html>

Service Consumed

Annual Unlinked Trips (UPT) 6,598

Operating Expenses per Vehicle Revenue Mile



Assets

Revenue Vehicles 6
Service Vehicles 0
Facilities 0

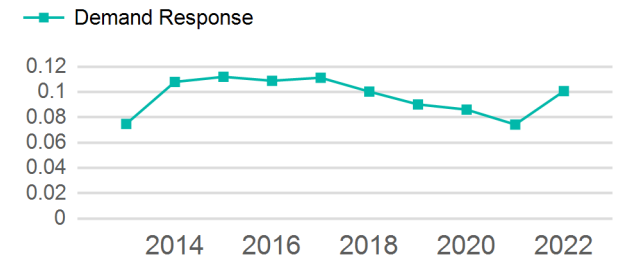
Service Supplied

Annual Vehicle Revenue Miles (VRM) 65,530
Annual Vehicle Revenue Hours (VRH) 5,563
Vehicles Operated in Maximum Service (VOMS) 6

Modal Characteristics

Mode	Annual Unlinked Passenger Trips	Directly Operated VOMS	Purchased Transportation VOMS	Annual Vehicle Revenue Miles	Annual Vehicle Revenue Hours
Demand Response	6,598	6	0	65,530	5,563
Total	6,598	6	0	65,530	5,563

Unlinked Passenger Trip per Vehicle Revenue Mile



Mode	Service Efficiency		Service Effectiveness		
	OE per VRM	OE per VRH	UPT per VRM	UPT per VRH	OE per UPT
Demand Response	\$3.59	\$42.32	0.1	1.2	\$35.69
Total	\$3.59	\$42.32	0.1	1.2	\$35.69

2022 Annual Agency Profile - Desoto Council on Aging (NTD ID 60261)

2022 Funding Breakdown

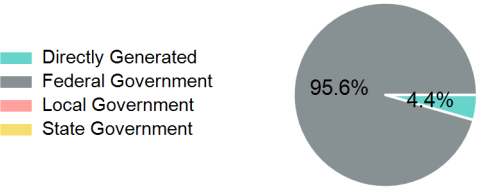
Summary of Operating Expenses (OE)

Sources of Operating Funds Expended

Operating Funding Sources

Mode	Operating Expenses	Fare Revenues
Demand Response	\$235,450	\$10,370
Total	\$235,450	\$10,370

Directly Generated	\$10,370
Federal Government	\$225,080
Local Government	\$0
State Government	\$0
Total Operating Funds Expended	\$235,450



Capital Funding Sources

Sources of Capital Funds Expended

Directly Generated	\$0
Federal Government	\$0
Local Government	\$0
State Government	\$0
Total Capital Funds Expended	\$0



2022 Asset Management

Transit Asset Management (TAM) Tier	Tier II	TAM Sponsor NTD ID	6R02
-------------------------------------	---------	--------------------	------

Metrics

2022 Performance Measure - Asset - 2023 Target
(% not in State of Good Repair)

Mode	Average Fleet Age in Years
Demand Response	6.8
Facility - Administrative / Maintenance Facilities	0%
Rolling Stock - CU - Cutaway	23%
Rolling Stock - MV - Minivan	59%
Rolling Stock - SV - Sports Utility Vehicle	0%
Rolling Stock - VN - Van	90%