

# 2022 Annual Agency Profile - Community Services, Inc. (NTD ID 60260)

**Mailing Address:** 302 HOSPITAL DR  
CORSICANA, TX 75110-2470

**Website:** <http://www.csicorsicana.org/>

## Geographic Coverage

<b>Primary Urbanized/Rural Area</b>	Dallas--Fort Worth--Arlington, TX
<b>Service Area Population</b>	222,321
<b>Service Area Sq. Miles</b>	1,945
<b>Other Areas Served:</b>	Texas Non-UZA

## Assets

<b>Revenue Vehicles</b>	15
<b>Service Vehicles</b>	1
<b>Facilities</b>	0

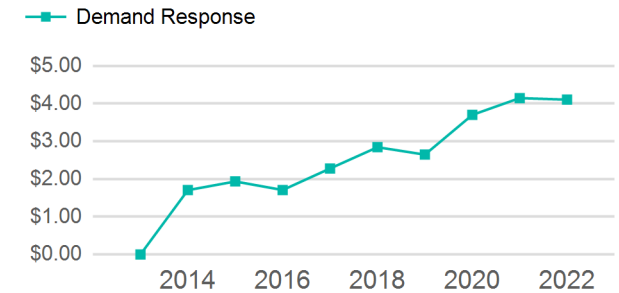
## Service Consumed

**Annual Unlinked Trips (UPT)** 32,242

## Service Supplied

<b>Annual Vehicle Revenue Miles (VRM)</b>	138,933
<b>Annual Vehicle Revenue Hours (VRH)</b>	8,374
<b>Vehicles Operated in Maximum Service (VOMS)</b>	8

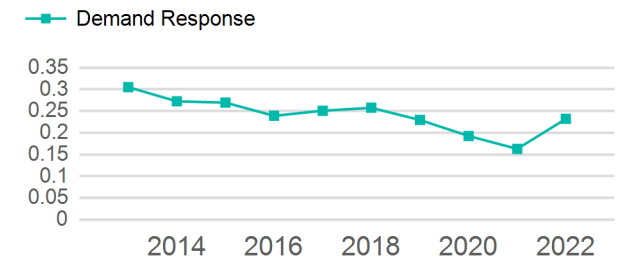
## Operating Expenses per Vehicle Revenue Mile



## Modal Characteristics

Mode	Annual Unlinked Passenger Trips	Directly Operated VOMS	Purchased Transportation VOMS	Annual Vehicle Revenue Miles	Annual Vehicle Revenue Hours
Demand Response	32,242	8	0	138,933	8,374
<b>Total</b>	<b>32,242</b>	<b>8</b>	<b>0</b>	<b>138,933</b>	<b>8,374</b>

## Unlinked Passenger Trip per Vehicle Revenue Mile



## Metrics

Mode	Service Efficiency		Service Effectiveness		
	OE per VRM	OE per VRH	UPT per VRM	UPT per VRH	OE per UPT
Demand Response	\$8.21	\$136.17	0.2	3.9	\$35.37
<b>Total</b>	<b>\$8.21</b>	<b>\$136.17</b>	<b>0.2</b>	<b>3.9</b>	<b>\$35.37</b>

2022 Annual Agency Profile - Community Services, Inc. (NTD ID 60260)

2022 Funding Breakdown

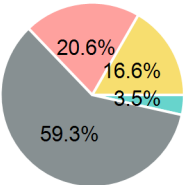
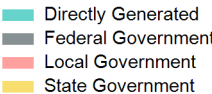
Summary of Operating Expenses (OE)

Sources of Operating Funds Expended

Operating Funding Sources

Mode	Operating Expenses	Fare Revenues
Demand Response	\$1,140,329	\$39,801
Total	\$1,140,329	\$39,801

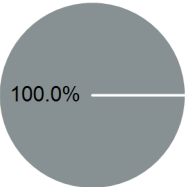
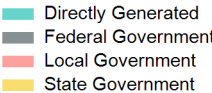
Directly Generated	\$39,801
Federal Government	\$676,212
Local Government	\$234,571
State Government	\$189,745
Total Operating Funds Expended	\$1,140,329



Capital Funding Sources

Sources of Capital Funds Expended

Directly Generated	\$0
Federal Government	\$242,509
Local Government	\$0
State Government	\$0
Total Capital Funds Expended	\$242,509



2022 Asset Management

Transit Asset Management (TAM) Tier	Tier II	TAM Sponsor NTD ID	6R05
-------------------------------------	---------	--------------------	------

Metrics

2022 Performance Measure - Asset - 2023 Target  
(% not in State of Good Repair)

Mode	Average Fleet Age in Years
Demand Response	3.1