

# 2022 Annual Agency Profile - Bienville Council on Aging (NTD ID 60251)

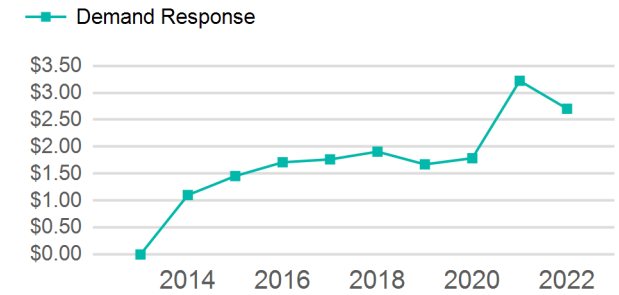
**Mailing Address:** 2705 Beech St.  
Arcadia, LA 71001

**Website:**

## Service Consumed

**Annual Unlinked Trips (UPT)** 6,605

## Operating Expenses per Vehicle Revenue Mile



## Assets

**Revenue Vehicles** 7  
**Service Vehicles** 0  
**Facilities** 0

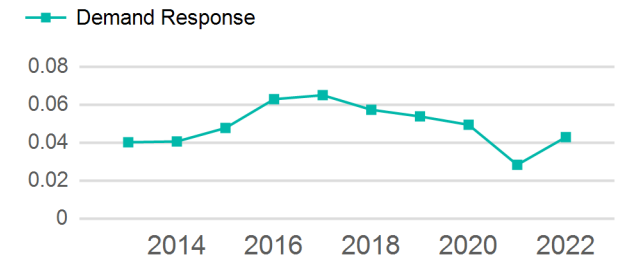
## Service Supplied

**Annual Vehicle Revenue Miles (VRM)** 154,060  
**Annual Vehicle Revenue Hours (VRH)** 9,487  
**Vehicles Operated in Maximum Service (VOMS)** 7

## Modal Characteristics

Mode	Annual Unlinked Passenger Trips	Directly Operated VOMS	Purchased Transportation VOMS	Annual Vehicle Revenue Miles	Annual Vehicle Revenue Hours
Demand Response	6,605	7	0	154,060	9,487
<b>Total</b>	<b>6,605</b>	<b>7</b>	<b>0</b>	<b>154,060</b>	<b>9,487</b>

## Unlinked Passenger Trip per Vehicle Revenue Mile



## Metrics

Mode	Service Efficiency		Service Effectiveness		
	OE per VRM	OE per VRH	UPT per VRM	UPT per VRH	OE per UPT
Demand Response	\$2.70	\$43.93	0.0	0.7	\$63.09
<b>Total</b>	<b>\$2.70</b>	<b>\$43.93</b>	<b>0.0</b>	<b>0.7</b>	<b>\$63.09</b>

2022 Annual Agency Profile - Bienville Council on Aging (NTD ID 60251)

2022 Funding Breakdown

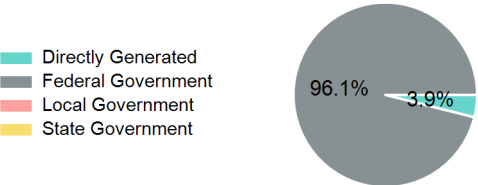
Summary of Operating Expenses (OE)

Sources of Operating Funds Expended

Operating Funding Sources

Mode	Operating Expenses	Fare Revenues
Demand Response	\$416,730	\$16,255
Total	\$416,730	\$16,255

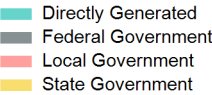
Directly Generated	\$16,255
Federal Government	\$400,475
Local Government	\$0
State Government	\$0
Total Operating Funds Expended	\$416,730



Capital Funding Sources

Sources of Capital Funds Expended

Directly Generated	\$0
Federal Government	\$0
Local Government	\$0
State Government	\$0
Total Capital Funds Expended	\$0



2022 Asset Management

Transit Asset Management (TAM) Tier	Tier II	TAM Sponsor NTD ID	6R02
-------------------------------------	---------	--------------------	------

Metrics

2022 Performance Measure - Asset - 2023 Target  
(% not in State of Good Repair)

Mode	Average Fleet Age in Years
Demand Response	3.0
Facility - Administrative / Maintenance Facilities	0%
Rolling Stock - CU - Cutaway	23%
Rolling Stock - MV - Minivan	59%
Rolling Stock - SV - Sports Utility Vehicle	0%
Rolling Stock - VN - Van	90%