

2022 Annual Agency Profile - Avoyelles Council on Aging (NTD ID 60247)

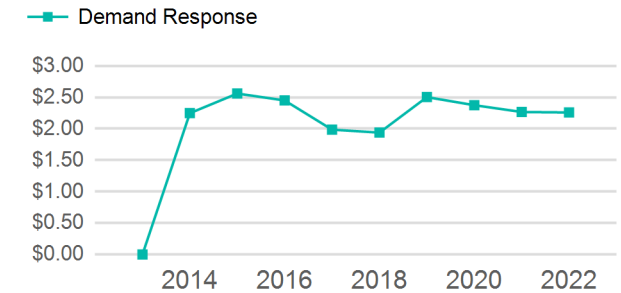
Mailing Address: 312 N MAIN ST
MARKSVILLE, LA 71351-2450

Website: <https://www.avoycoa.com/>

Service Consumed

Annual Unlinked Trips (UPT) 7,300

Operating Expenses per Vehicle Revenue Mile



Assets

Revenue Vehicles 6
Service Vehicles 0
Facilities 0

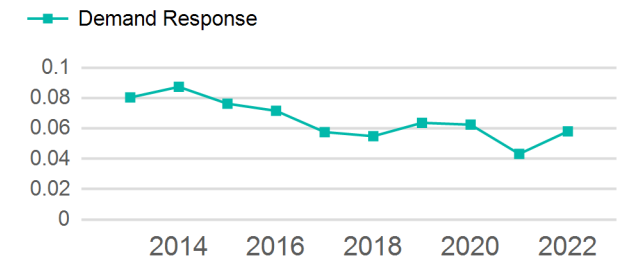
Service Supplied

Annual Vehicle Revenue Miles (VRM) 125,578
Annual Vehicle Revenue Hours (VRH) 6,102
Vehicles Operated in Maximum Service (VOMS) 6

Modal Characteristics

Mode	Annual Unlinked Passenger Trips	Directly Operated VOMS	Purchased Transportation VOMS	Annual Vehicle Revenue Miles	Annual Vehicle Revenue Hours
Demand Response	7,300	6	0	125,578	6,102
Total	7,300	6	0	125,578	6,102

Unlinked Passenger Trip per Vehicle Revenue Mile



Metrics

Mode	Service Efficiency		Service Effectiveness		
	OE per VRM	OE per VRH	UPT per VRM	UPT per VRH	OE per UPT
Demand Response	\$2.26	\$46.48	0.1	1.2	\$38.86
Total	\$2.26	\$46.48	0.1	1.2	\$38.86

2022 Annual Agency Profile - Avoyelles Council on Aging (NTD ID 60247)

2022 Funding Breakdown

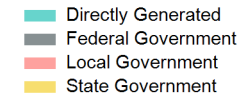
Summary of Operating Expenses (OE)

Mode	Operating Expenses	Fare Revenues
Demand Response	\$283,642	\$23,642
Total	\$283,642	\$23,642

Sources of Operating Funds Expended

Directly Generated	\$23,642
Federal Government	\$260,000
Local Government	\$0
State Government	\$0
Total Operating Funds Expended	\$283,642

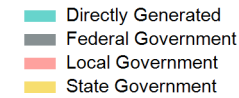
Operating Funding Sources



Capital Funding Sources

Sources of Capital Funds Expended

Directly Generated	\$0
Federal Government	\$0
Local Government	\$0
State Government	\$0
Total Capital Funds Expended	\$0



2022 Asset Management

Transit Asset Management (TAM) Tier	Tier II	TAM Sponsor NTD ID	6R02
--	---------	---------------------------	------

Metrics

2022 Performance Measure - Asset - 2023 Target (% not in State of Good Repair)

Facility - Administrative / Maintenance Facilities - 0%
 Rolling Stock - CU - Cutaway - 23%
 Rolling Stock - MV - Minivan - 59%
 Rolling Stock - SV - Sports Utility Vehicle - 0%
 Rolling Stock - VN - Van - 90%

Mode	Average Fleet Age in Years
Demand Response	3.7