

2022 Annual Agency Profile - Cameron Council on Aging, Inc (NTD ID 60235)

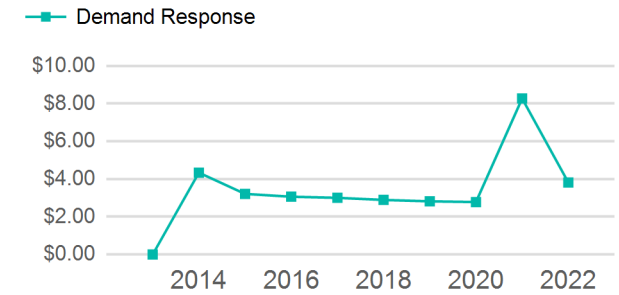
Mailing Address: 965 HIGHWAY 384
LAKE CHARLES, LA 70607-8701

Website: <https://cameroncoacaa.org/>

Service Consumed

Annual Unlinked Trips (UPT) 5,135

Operating Expenses per Vehicle Revenue Mile



Assets

Revenue Vehicles 8
Service Vehicles 0
Facilities 0

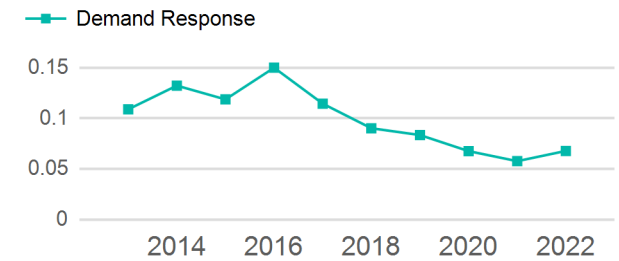
Service Supplied

Annual Vehicle Revenue Miles (VRM) 75,749
Annual Vehicle Revenue Hours (VRH) 5,160
Vehicles Operated in Maximum Service (VOMS) 8

Modal Characteristics

Mode	Annual Unlinked Passenger Trips	Directly Operated VOMS	Purchased Transportation VOMS	Annual Vehicle Revenue Miles	Annual Vehicle Revenue Hours
Demand Response	5,135	8	0	75,749	5,160
Total	5,135	8	0	75,749	5,160

Unlinked Passenger Trip per Vehicle Revenue Mile



Metrics

Mode	Service Efficiency		Service Effectiveness		
	OE per VRM	OE per VRH	UPT per VRM	UPT per VRH	OE per UPT
Demand Response	\$3.82	\$56.05	0.1	1.0	\$56.32
Total	\$3.82	\$56.05	0.1	1.0	\$56.32

2022 Annual Agency Profile - Cameron Council on Aging, Inc (NTD ID 60235)

2022 Funding Breakdown

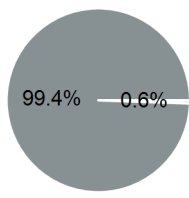
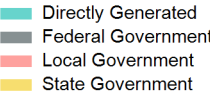
Summary of Operating Expenses (OE)

Sources of Operating Funds Expended

Operating Funding Sources

Mode	Operating Expenses	Fare Revenues
Demand Response	\$289,223	\$1,592
Total	\$289,223	\$1,592

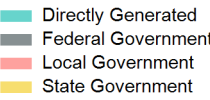
Directly Generated	\$1,592
Federal Government	\$287,631
Local Government	\$0
State Government	\$0
Total Operating Funds Expended	\$289,223



Capital Funding Sources

Sources of Capital Funds Expended

Directly Generated	\$0
Federal Government	\$0
Local Government	\$0
State Government	\$0
Total Capital Funds Expended	\$0



2022 Asset Management

Transit Asset Management (TAM) Tier	Tier II	TAM Sponsor NTD ID	6R02
-------------------------------------	---------	--------------------	------

Metrics

2022 Performance Measure - Asset - 2023 Target
(% not in State of Good Repair)

Mode	Average Fleet Age in Years
Demand Response	4.1
Facility - Administrative / Maintenance Facilities	0%
Rolling Stock - CU - Cutaway	23%
Rolling Stock - MV - Minivan	59%
Rolling Stock - SV - Sports Utility Vehicle	0%
Rolling Stock - VN - Van	90%