

# 2022 Annual Agency Profile - Claiborne Parish Police Jury OCS (NTD ID 60234)

**Mailing Address:** 621 South Main  
Homer, LA 71040

**Website:**

## Service Consumed

Annual Unlinked Trips (UPT) 2,933

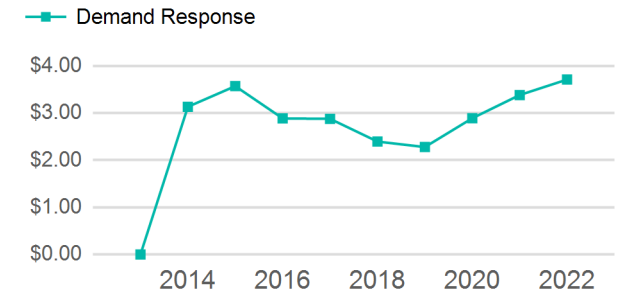
## Assets

Revenue Vehicles 5  
Service Vehicles 0  
Facilities 0

## Service Supplied

Annual Vehicle Revenue Miles (VRM) 50,632  
Annual Vehicle Revenue Hours (VRH) 2,679  
Vehicles Operated in Maximum Service (VOMS) 6

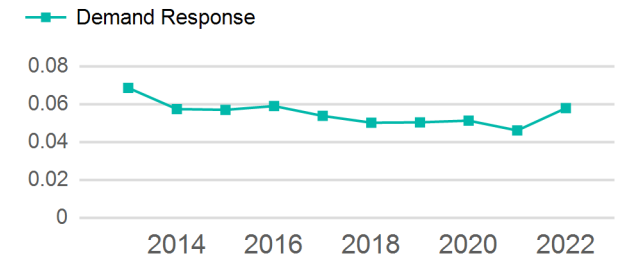
## Operating Expenses per Vehicle Revenue Mile



## Modal Characteristics

Mode	Annual Unlinked Passenger Trips	Directly Operated VOMS	Purchased Transportation VOMS	Annual Vehicle Revenue Miles	Annual Vehicle Revenue Hours
Demand Response	2,933	6	0	50,632	2,679
<b>Total</b>	<b>2,933</b>	<b>6</b>	<b>0</b>	<b>50,632</b>	<b>2,679</b>

## Unlinked Passenger Trip per Vehicle Revenue Mile



## Metrics

Mode	Service Efficiency		Service Effectiveness		
	OE per VRM	OE per VRH	UPT per VRM	UPT per VRH	OE per UPT
Demand Response	\$3.71	\$70.12	0.1	1.1	\$64.05
<b>Total</b>	<b>\$3.71</b>	<b>\$70.12</b>	<b>0.1</b>	<b>1.1</b>	<b>\$64.05</b>

2022 Annual Agency Profile - Claiborne Parish Police Jury OCS (NTD ID 60234)

2022 Funding Breakdown

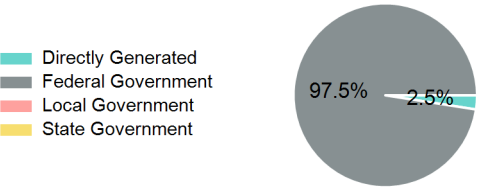
Summary of Operating Expenses (OE)

Sources of Operating Funds Expended

Operating Funding Sources

Mode	Operating Expenses	Fare Revenues
Demand Response	\$187,853	\$4,628
Total	\$187,853	\$4,628

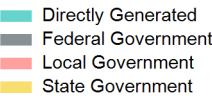
Directly Generated	\$4,628
Federal Government	\$183,225
Local Government	\$0
State Government	\$0
Total Operating Funds Expended	\$187,853



Capital Funding Sources

Sources of Capital Funds Expended

Directly Generated	\$0
Federal Government	\$0
Local Government	\$0
State Government	\$0
Total Capital Funds Expended	\$0



2022 Asset Management

Transit Asset Management (TAM) Tier	Tier II	TAM Sponsor NTD ID	6R02
-------------------------------------	---------	--------------------	------

Metrics

2022 Performance Measure - Asset - 2023 Target  
(% not in State of Good Repair)

Mode	Average Fleet Age in Years
Demand Response	4.8
Facility - Administrative / Maintenance Facilities	0%
Rolling Stock - CU - Cutaway	23%
Rolling Stock - MV - Minivan	59%
Rolling Stock - SV - Sports Utility Vehicle	0%
Rolling Stock - VN - Van	90%