

2022 Annual Agency Profile - Assumption Parish Council on Aging (NTD ID 60207)

Mailing Address: 166 HIGHWAY 1008
NAPOLÉONVILLE, LA 70390-2009

Website:

Service Consumed

Annual Unlinked Trips (UPT) 4,808

Assets

Revenue Vehicles 10
Service Vehicles 0
Facilities 0

Service Supplied

Annual Vehicle Revenue Miles (VRM) 76,384
Annual Vehicle Revenue Hours (VRH) 4,344
Vehicles Operated in Maximum Service (VOMS) 10

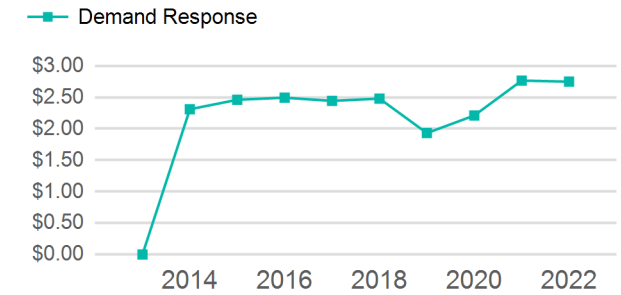
Modal Characteristics

Mode	Annual Unlinked Passenger Trips	Directly Operated VOMS	Purchased Transportation VOMS	Annual Vehicle Revenue Miles	Annual Vehicle Revenue Hours
Demand Response	4,808	10	0	76,384	4,344
Total	4,808	10	0	76,384	4,344

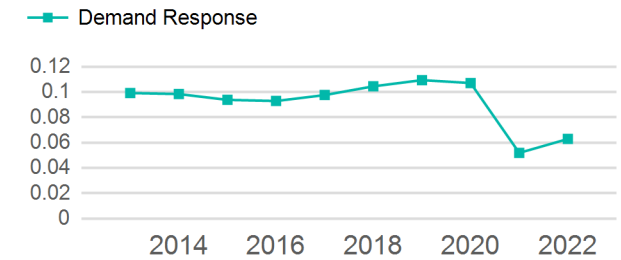
Metrics

Mode	Service Efficiency		Service Effectiveness		
	OE per VRM	OE per VRH	UPT per VRM	UPT per VRH	OE per UPT
Demand Response	\$2.75	\$48.34	0.1	1.1	\$43.67
Total	\$2.75	\$48.34	0.1	1.1	\$43.67

Operating Expenses per Vehicle Revenue Mile



Unlinked Passenger Trip per Vehicle Revenue Mile



2022 Annual Agency Profile - Assumption Parish Council on Aging (NTD ID 60207)

2022 Funding Breakdown

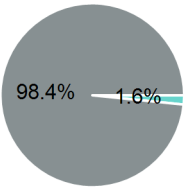
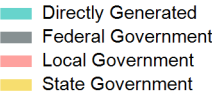
Summary of Operating Expenses (OE)

Sources of Operating Funds Expended

Operating Funding Sources

Mode	Operating Expenses	Fare Revenues
Demand Response	\$209,988	\$3,379
Total	\$209,988	\$3,379

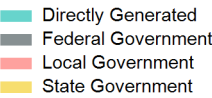
Directly Generated	\$3,379
Federal Government	\$206,609
Local Government	\$0
State Government	\$0
Total Operating Funds Expended	\$209,988



Capital Funding Sources

Sources of Capital Funds Expended

Directly Generated	\$0
Federal Government	\$0
Local Government	\$0
State Government	\$0
Total Capital Funds Expended	\$0



2022 Asset Management

Transit Asset Management (TAM) Tier	Tier II	TAM Sponsor NTD ID	6R02
-------------------------------------	---------	--------------------	------

Metrics

2022 Performance Measure - Asset - 2023 Target
(% not in State of Good Repair)

Mode	Average Fleet Age in Years
Demand Response	5.6
Facility - Administrative / Maintenance Facilities	0%
Rolling Stock - CU - Cutaway	23%
Rolling Stock - MV - Minivan	59%
Rolling Stock - SV - Sports Utility Vehicle	0%
Rolling Stock - VN - Van	90%