

2022 Annual Agency Profile - NW Arkansas Economical Development District, Inc. (NATS) dba North Arkansas Transportation Service (NTD ID 60189)

Mailing Address: 818 HIGHWAY 62 65 N
HARRISON, AR 72601-2151

Website: <http://nwaedd.org/transportation/>

Service Consumed

Annual Unlinked Trips (UPT) 61,601

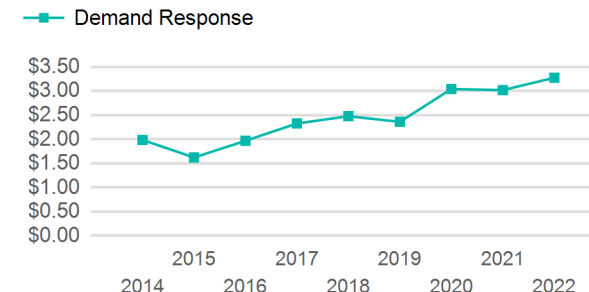
Assets

Revenue Vehicles 62
Service Vehicles 2
Facilities 1

Service Supplied

Annual Vehicle Revenue Miles (VRM) 555,567
Annual Vehicle Revenue Hours (VRH) 60,532
Vehicles Operated in Maximum Service (VOMS) 62

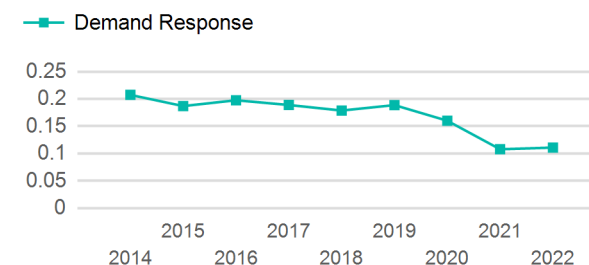
Operating Expenses per Vehicle Revenue Mile



Modal Characteristics

Mode	Annual Unlinked Passenger Trips	Directly Operated VOMS	Purchased Transportation VOMS	Annual Vehicle Revenue Miles	Annual Vehicle Revenue Hours
Demand Response	61,601	62	0	555,567	60,532
Total	61,601	62	0	555,567	60,532

Unlinked Passenger Trip per Vehicle Revenue Mile



Mode	Service Efficiency		Service Effectiveness		
	OE per VRM	OE per VRH	UPT per VRM	UPT per VRH	OE per UPT
Demand Response	\$3.28	\$30.06	0.1	1.0	\$29.54
Total	\$3.28	\$30.06	0.1	1.0	\$29.54

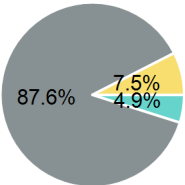
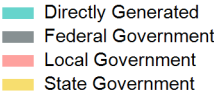
2022 Annual Agency Profile - NW Arkansas Economical Development District, Inc. (NATS) dba North Arkansas Transportation Service (NTD ID 60189)

2022 Funding Breakdown

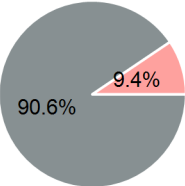
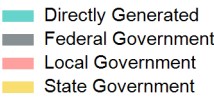
Summary of Operating Expenses (OE)

Sources of Operating Funds Expended

Operating Funding Sources



Capital Funding Sources



Sources of Capital Funds Expended

Directly Generated	\$0
Federal Government	\$32,152
Local Government	\$3,350
State Government	\$0
Total Capital Funds Expended	\$35,502

2022 Asset Management

Transit Asset Management (TAM) Tier

Tier II

TAM Sponsor NTD ID

6R01

Metrics

Mode

Average Fleet Age in Years

Demand Response

8.6

2022 Performance Measure - Asset - 2023 Target
(% not in State of Good Repair)

Equipment - Automobiles - 0%
Equipment - Trucks and other Rubber Tire Vehicles - 27%
Facility - Administrative / Maintenance Facilities - 8%
Facility - Passenger / Parking Facilities - 0%
Rolling Stock - AO - Automobile - 50%
Rolling Stock - CU - Cutaway - 10%
Rolling Stock - MV - Minivan - 17%
Rolling Stock - OR - Other - 25%
Rolling Stock - VN - Van - 48%