

2022 Annual Agency Profile - City of Edmond (NTD ID 60118)

Mailing Address: 24 E 1ST ST
EDMOND, OK 73034-3804

Website: <http://www.edmondok.com/>

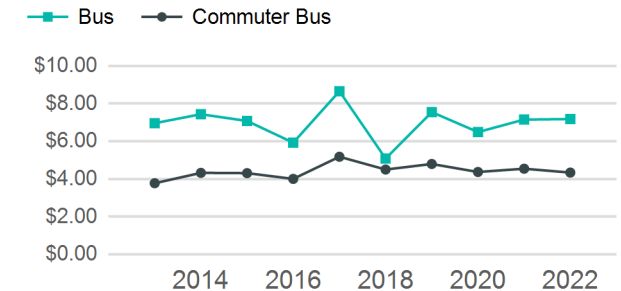
Geographic Coverage

Primary Urbanized/Rural Area Oklahoma City, OK
Service Area Population 97,032
Service Area Sq. Miles 90
Other Areas Served:

Service Consumed

Annual Unlinked Trips (UPT) 134,017

Operating Expenses per Vehicle Revenue Mile



Assets

Revenue Vehicles 13
Service Vehicles 0
Facilities 1

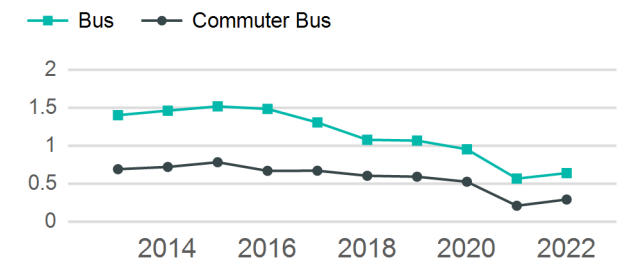
Service Supplied

Annual Vehicle Revenue Miles (VRM) 304,610
Annual Vehicle Revenue Hours (VRH) 22,166
Vehicles Operated in Maximum Service (VOMS) 10

Modal Characteristics

Mode	Annual Unlinked Passenger Trips	Directly Operated VOMS	Purchased Transportation VOMS	Annual Vehicle Revenue Miles	Annual Vehicle Revenue Hours
Commuter Bus	23,392	0	3	80,466	4,169
Demand Response	14,661	0	3	73,786	5,557
Bus	95,964	0	4	150,358	12,440
Total	134,017	0	10	304,610	22,166

Unlinked Passenger Trip per Vehicle Revenue Mile



Metrics

Service Efficiency

Service Effectiveness

Mode	OE per VRM	OE per VRH	UPT per VRM	UPT per VRH	OE per UPT
Commuter Bus	\$4.34	\$83.81	0.3	5.6	\$14.94
Demand Response	\$6.54	\$86.81	0.2	2.6	\$32.90
Bus	\$7.18	\$86.81	0.6	7.7	\$11.25
Total	\$6.28	\$86.25	0.4	6.0	\$14.27

2022 Annual Agency Profile - City of Edmond (NTD ID 60118)

2022 Funding Breakdown

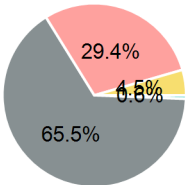
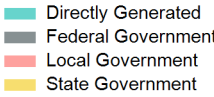
Summary of Operating Expenses (OE)

Sources of Operating Funds Expended

Operating Funding Sources

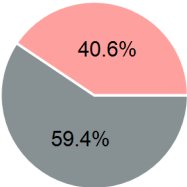
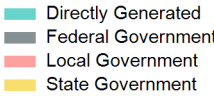
Mode	Operating Expenses	Fare Revenues
Commuter Bus	\$349,424	\$0
Demand Response	\$482,405	\$0
Bus	\$1,079,976	\$0
Total	\$1,911,805	\$0

Directly Generated	\$12,000
Federal Government	\$1,252,872
Local Government	\$561,455
State Government	\$85,478
Total Operating Funds Expended	\$1,911,805



Capital Funding Sources

Sources of Capital Funds Expended



Directly Generated	\$0
Federal Government	\$208,067
Local Government	\$142,187
State Government	\$0
Total Capital Funds Expended	\$350,254

2022 Asset Management

Transit Asset Management (TAM) Tier	Tier II	TAM Sponsor NTD ID	6R04
-------------------------------------	---------	--------------------	------

Metrics

2022 Performance Measure - Asset - 2023 Target
(% not in State of Good Repair)

Mode	Average Fleet Age in Years
Commuter Bus	3.3
Demand Response	5.3
Bus	4.2