

2022 Annual Agency Profile - City of Lawton dba Lawton Area Transit System (NTD ID 60094)

Mailing Address: 212 SW 9TH ST
LAWTON, OK 73501-3944

Website: <http://www.ridelats.com/>

Geographic Coverage

Primary Urbanized/Rural Area Lawton, OK
Service Area Population 93,714
Service Area Sq. Miles 42
Other Areas Served:

Assets

Revenue Vehicles 21
Service Vehicles 5
Facilities 0

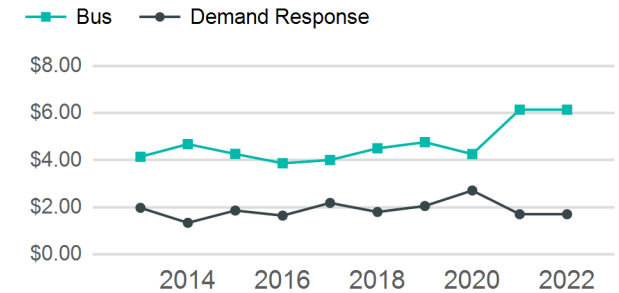
Service Consumed

Annual Unlinked Trips (UPT) 193,136

Service Supplied

Annual Vehicle Revenue Miles (VRM) 479,128
Annual Vehicle Revenue Hours (VRH) 37,637
Vehicles Operated in Maximum Service (VOMS) 21

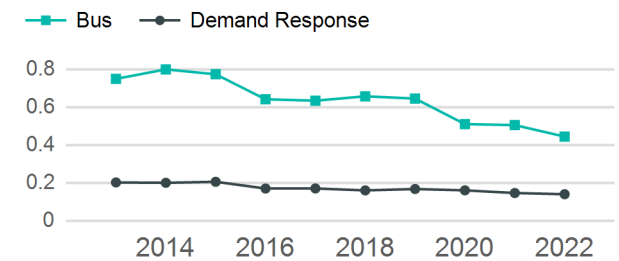
Operating Expenses per Vehicle Revenue Mile



Modal Characteristics

Mode	Annual Unlinked Passenger Trips	Directly Operated VOMS	Purchased Transportation VOMS	Annual Vehicle Revenue Miles	Annual Vehicle Revenue Hours
Demand Response	9,148	8	0	65,284	6,450
Bus	183,988	13	0	413,844	31,187
Total	193,136	21	0	479,128	37,637

Unlinked Passenger Trip per Vehicle Revenue Mile



Mode	Service Efficiency		Service Effectiveness		
	OE per VRM	OE per VRH	UPT per VRM	UPT per VRH	OE per UPT
Demand Response	\$1.71	\$17.28	0.1	1.4	\$12.18
Bus	\$6.14	\$81.48	0.4	5.9	\$13.81
Total	\$5.54	\$70.48	0.4	5.1	\$13.73

2022 Annual Agency Profile - City of Lawton dba Lawton Area Transit System (NTD ID 60094)

2022 Funding Breakdown

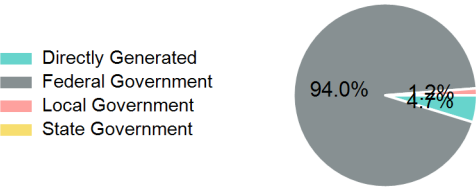
Summary of Operating Expenses (OE)

Sources of Operating Funds Expended

Operating Funding Sources

Mode	Operating Expenses	Fare Revenues
Demand Response	\$111,438	\$27,429
Bus	\$2,541,204	\$84,641
Total	\$2,652,642	\$112,070

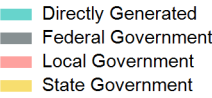
Directly Generated	\$125,795
Federal Government	\$2,494,616
Local Government	\$32,231
State Government	\$0
Total Operating Funds Expended	\$2,652,642



Capital Funding Sources

Sources of Capital Funds Expended

Directly Generated	\$0
Federal Government	\$0
Local Government	\$0
State Government	\$0
Total Capital Funds Expended	\$0



2022 Asset Management

Transit Asset Management (TAM) Tier Tier II

TAM Sponsor NTD ID

Metrics

2022 Performance Measure - Asset - 2023 Target
(% not in State of Good Repair)

Equipment - Trucks and other Rubber Tire Vehicles - 80%

Rolling Stock - BU - Bus - 0%

Rolling Stock - CU - Cutaway - 100%

Rolling Stock - VN - Van - 33%

Mode	Average Fleet Age in Years
Demand Response	6.6
Bus	8.4