

2022 Annual Agency Profile - Chickasaw Nation (NTD ID 60002)

Mailing Address: 520 ARLINGTON ST
ADA, OK 74820-2204

Website: <http://www.chickasaw.net/>

Geographic Coverage

Primary Urbanized/Rural Area Oklahoma Non-UZA

Other Areas Served:

Assets

Revenue Vehicles 35
Service Vehicles 2
Facilities 4

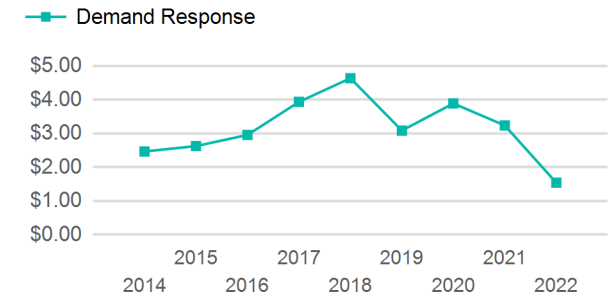
Service Consumed

Annual Unlinked Trips (UPT) 21,703

Service Supplied

Annual Vehicle Revenue Miles (VRM) 569,615
Annual Vehicle Revenue Hours (VRH) 26,521
Vehicles Operated in Maximum Service (VOMS) 34

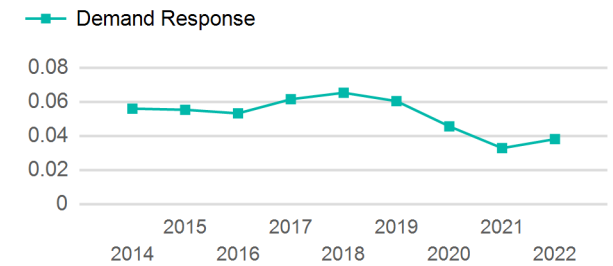
Operating Expenses per Vehicle Revenue Mile



Modal Characteristics

Mode	Annual Unlinked Passenger Trips	Directly Operated VOMS	Purchased Transportation VOMS	Annual Vehicle Revenue Miles	Annual Vehicle Revenue Hours
Demand Response	21,703	34	0	569,615	26,521
Total	21,703	34	0	569,615	26,521

Unlinked Passenger Trip per Vehicle Revenue Mile



Metrics

Mode	Service Efficiency		Service Effectiveness		
	OE per VRM	OE per VRH	UPT per VRM	UPT per VRH	OE per UPT
Demand Response	\$3.08	\$66.18	0.0	0.8	\$80.88
Total	\$3.08	\$66.18	0.0	0.8	\$80.88

2022 Annual Agency Profile - Chickasaw Nation (NTD ID 60002)

2022 Funding Breakdown

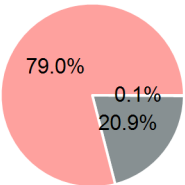
Summary of Operating Expenses (OE)

Mode	Operating Expenses	Fare Revenues
Demand Response	\$1,755,243	\$2,947
Total	\$1,755,243	\$2,947

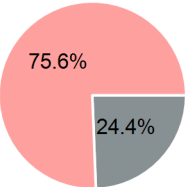
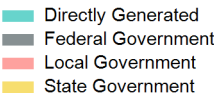
Sources of Operating Funds Expended

Directly Generated	\$2,947
Federal Government	\$517,819
Local Government	\$1,961,354
State Government	\$0
Total Operating Funds Expended	\$2,482,120

Operating Funding Sources



Capital Funding Sources



Sources of Capital Funds Expended

Directly Generated	\$0
Federal Government	\$53,820
Local Government	\$166,856
State Government	\$0
Total Capital Funds Expended	\$220,676

2022 Asset Management

Transit Asset Management (TAM) Tier Tier II

TAM Sponsor NTD ID

Metrics

2022 Performance Measure - Asset - 2023 Target (% not in State of Good Repair)

Equipment - Trucks and other Rubber Tire Vehicles - 0%
Facility - Administrative / Maintenance Facilities - 0%
Facility - Passenger / Parking Facilities - 0%
Rolling Stock - CU - Cutaway - 25%
Rolling Stock - MV - Minivan - 17%
Rolling Stock - VN - Van - 0%

Mode	Average Fleet Age in Years
Demand Response	3.7