

2022 Annual Agency Profile - Antrim County Transportation (NTD ID 50452)

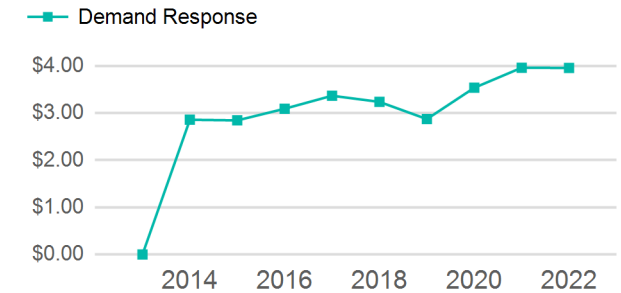
Mailing Address: P.O. Box 120
Bellaire, MI 49615

Website: <http://www.antrimcounty.org/act.sap>

Service Consumed

Annual Unlinked Trips (UPT) 23,277

Operating Expenses per Vehicle Revenue Mile



Assets

Revenue Vehicles 16
Service Vehicles 2
Facilities 2

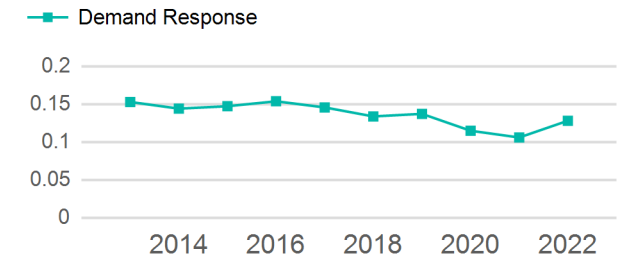
Service Supplied

Annual Vehicle Revenue Miles (VRM) 181,723
Annual Vehicle Revenue Hours (VRH) 8,777
Vehicles Operated in Maximum Service (VOMS) 16

Modal Characteristics

Mode	Annual Unlinked Passenger Trips	Directly Operated VOMS	Purchased Transportation VOMS	Annual Vehicle Revenue Miles	Annual Vehicle Revenue Hours
Demand Response	23,277	16	0	181,723	8,777
Total	23,277	16	0	181,723	8,777

Unlinked Passenger Trip per Vehicle Revenue Mile



Metrics

Mode	Service Efficiency		Service Effectiveness		
	OE per VRM	OE per VRH	UPT per VRM	UPT per VRH	OE per UPT
Demand Response	\$3.96	\$81.91	0.1	2.7	\$30.89
Total	\$3.96	\$81.91	0.1	2.7	\$30.89

2022 Annual Agency Profile - Antrim County Transportation (NTD ID 50452)

2022 Funding Breakdown

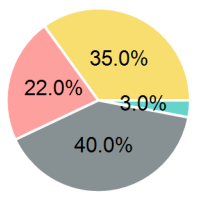
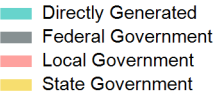
Summary of Operating Expenses (OE)

Sources of Operating Funds Expended

Operating Funding Sources

Mode	Operating Expenses	Fare Revenues
Demand Response	\$718,965	\$16,969
Total	\$718,965	\$16,969

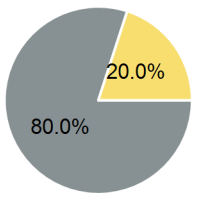
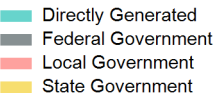
Directly Generated	\$21,426
Federal Government	\$287,586
Local Government	\$158,420
State Government	\$251,533
Total Operating Funds Expended	\$718,965



Capital Funding Sources

Sources of Capital Funds Expended

Directly Generated	\$0
Federal Government	\$12,930
Local Government	\$0
State Government	\$3,233
Total Capital Funds Expended	\$16,163



2022 Asset Management

Transit Asset Management (TAM) Tier	Tier II	TAM Sponsor NTD ID	5R03
-------------------------------------	---------	--------------------	------

Metrics

2022 Performance Measure - Asset - 2023 Target (% not in State of Good Repair)	Mode	Average Fleet Age in Years
Equipment - Automobiles - 50%	Demand Response	2.3
Equipment - Trucks and other Rubber Tire Vehicles - 50%		
Facility - Administrative / Maintenance Facilities - 5%		
Facility - Passenger / Parking Facilities - 5%		
Rolling Stock - AO - Automobile - 10%		
Rolling Stock - BU - Bus - 15%		
Rolling Stock - CU - Cutaway - 10%		
Rolling Stock - FB - Ferryboat - 40%		
Rolling Stock - MV - Minivan - 10%		
Rolling Stock - SB - School Bus - 33%		
Rolling Stock - SV - Sports Utility Vehicle - 10%		
Rolling Stock - VN - Van - 10%		