

2022 Annual Agency Profile - Huron County Transit (NTD ID 50362)

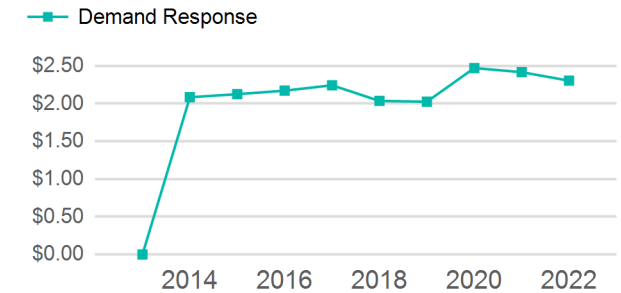
Mailing Address: 130 SHADY LANE DR
NORWALK, OH 44857-2710

Website: <http://huroncountyttransit.net/>

Service Consumed

Annual Unlinked Trips (UPT) 11,219

Operating Expenses per Vehicle Revenue Mile



Assets

Revenue Vehicles 10
Service Vehicles 0
Facilities 0

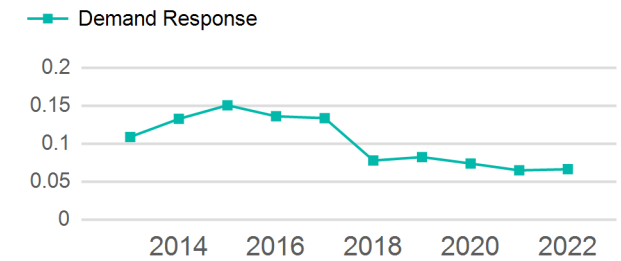
Service Supplied

Annual Vehicle Revenue Miles (VRM) 169,119
Annual Vehicle Revenue Hours (VRH) 11,361
Vehicles Operated in Maximum Service (VOMS) 10

Modal Characteristics

Mode	Annual Unlinked Passenger Trips	Directly Operated VOMS	Purchased Transportation VOMS	Annual Vehicle Revenue Miles	Annual Vehicle Revenue Hours
Demand Response	11,219	10	0	169,119	11,361
Total	11,219	10	0	169,119	11,361

Unlinked Passenger Trip per Vehicle Revenue Mile



Metrics

Mode	Service Efficiency		Service Effectiveness		
	OE per VRM	OE per VRH	UPT per VRM	UPT per VRH	OE per UPT
Demand Response	\$2.30	\$34.30	0.1	1.0	\$34.73
Total	\$2.30	\$34.30	0.1	1.0	\$34.73

2022 Annual Agency Profile - Huron County Transit (NTD ID 50362)

2022 Funding Breakdown

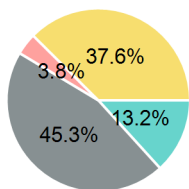
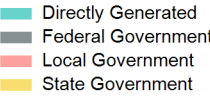
Summary of Operating Expenses (OE)

Sources of Operating Funds Expended

Operating Funding Sources

Mode	Operating Expenses	Fare Revenues
Demand Response	\$389,655	\$35,476
Total	\$389,655	\$35,476

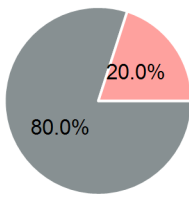
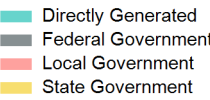
Directly Generated	\$51,598
Federal Government	\$176,650
Local Government	\$14,987
State Government	\$146,420
Total Operating Funds Expended	\$389,655



Capital Funding Sources

Sources of Capital Funds Expended

Directly Generated	\$0
Federal Government	\$20,098
Local Government	\$5,025
State Government	\$0
Total Capital Funds Expended	\$25,123



2022 Asset Management

Transit Asset Management (TAM) Tier	Tier II	TAM Sponsor NTD ID	5R05
-------------------------------------	---------	--------------------	------

Metrics

2022 Performance Measure - Asset - 2023 Target (% not in State of Good Repair)	Mode	Average Fleet Age in Years
Equipment - Automobiles - 100%	Demand Response	4.6
Equipment - Trucks and other Rubber Tire Vehicles - 100%		
Facility - Administrative / Maintenance Facilities - 16%		
Facility - Passenger / Parking Facilities - 0%		
Rolling Stock - AO - Automobile - 50%		
Rolling Stock - BU - Bus - 40%		
Rolling Stock - CU - Cutaway - 20%		
Rolling Stock - MV - Minivan - 35%		
Rolling Stock - SV - Sports Utility Vehicle - 50%		
Rolling Stock - VN - Van - 35%		