

2022 Annual Agency Profile - Straits Regional Ride (NTD ID 50285)

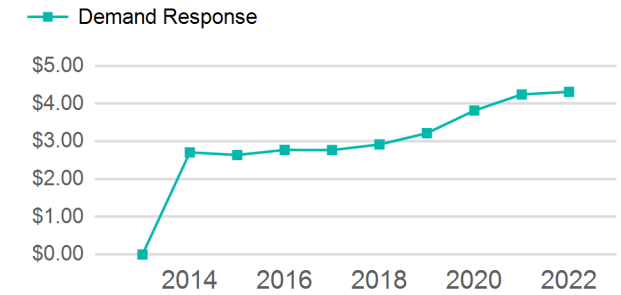
Mailing Address: 870 S MAIN ST
CHEBOYGAN, MI 49721-2283

Website: <http://www.cheboygancounty.net>

Service Consumed

Annual Unlinked Trips (UPT) 35,147

Operating Expenses per Vehicle Revenue Mile



Assets

Revenue Vehicles 14
Service Vehicles 1
Facilities 0

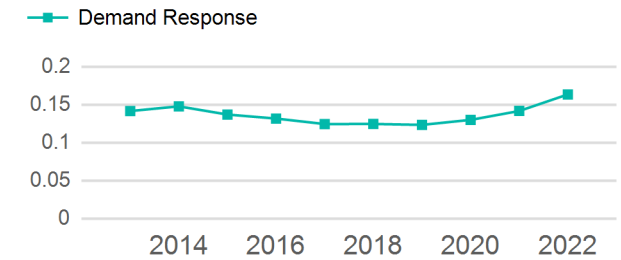
Service Supplied

Annual Vehicle Revenue Miles (VRM) 215,000
Annual Vehicle Revenue Hours (VRH) 13,545
Vehicles Operated in Maximum Service (VOMS) 12

Modal Characteristics

Mode	Annual Unlinked Passenger Trips	Directly Operated VOMS	Purchased Transportation VOMS	Annual Vehicle Revenue Miles	Annual Vehicle Revenue Hours
Demand Response	35,147	12	0	215,000	13,545
Total	35,147	12	0	215,000	13,545

Unlinked Passenger Trip per Vehicle Revenue Mile



Metrics

Mode	Service Efficiency		Service Effectiveness		
	OE per VRM	OE per VRH	UPT per VRM	UPT per VRH	OE per UPT
Demand Response	\$4.31	\$68.45	0.2	2.6	\$26.38
Total	\$4.31	\$68.45	0.2	2.6	\$26.38

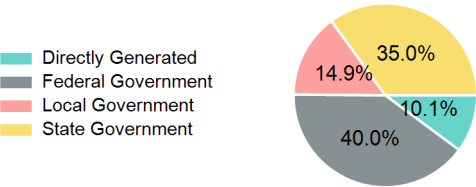
2022 Annual Agency Profile - Straits Regional Ride (NTD ID 50285)

2022 Funding Breakdown

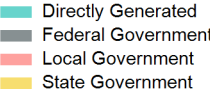
Summary of Operating Expenses (OE)

Sources of Operating Funds Expended

Operating Funding Sources



Capital Funding Sources



Sources of Capital Funds Expended

Directly Generated	\$0
Federal Government	\$0
Local Government	\$0
State Government	\$0

Total Capital Funds Expended \$0

Directly Generated	\$94,002
Federal Government	\$370,869
Local Government	\$137,926
State Government	\$324,375
Total Operating Funds Expended	\$927,172

Mode	Operating Expenses	Fare Revenues
Demand Response	\$927,172	\$85,158
Total	\$927,172	\$85,158

2022 Asset Management

Transit Asset Management (TAM) Tier	Tier II	TAM Sponsor NTD ID	5R03
-------------------------------------	---------	--------------------	------

Metrics

2022 Performance Measure - Asset - 2023 Target (% not in State of Good Repair)	Mode	Average Fleet Age in Years
Equipment - Automobiles - 50%	Demand Response	2.6
Equipment - Trucks and other Rubber Tire Vehicles - 50%		
Facility - Administrative / Maintenance Facilities - 5%		
Facility - Passenger / Parking Facilities - 5%		
Rolling Stock - AO - Automobile - 10%		
Rolling Stock - BU - Bus - 15%		
Rolling Stock - CU - Cutaway - 10%		
Rolling Stock - FB - Ferryboat - 40%		
Rolling Stock - MV - Minivan - 10%		
Rolling Stock - SB - School Bus - 33%		
Rolling Stock - SV - Sports Utility Vehicle - 10%		
Rolling Stock - VN - Van - 10%		