

# 2022 Annual Agency Profile - County of Warren dba Warren County Transit Service (NTD ID 50200)

**Mailing Address:** 406 JUSTICE DR  
LEBANON, OH 45036-2385

**Website:** <http://www.co.warren.oh.us/transit/>

## Geographic Coverage

**Primary Urbanized/Rural Area** Cincinnati, OH--KY  
**Service Area Population** 118,747  
**Service Area Sq. Miles** 72  
**Other Areas Served:**  
Dayton, OH, Ohio Non-UZA, Middletown, OH

## Assets

**Revenue Vehicles** 19  
**Service Vehicles** 0  
**Facilities** 0

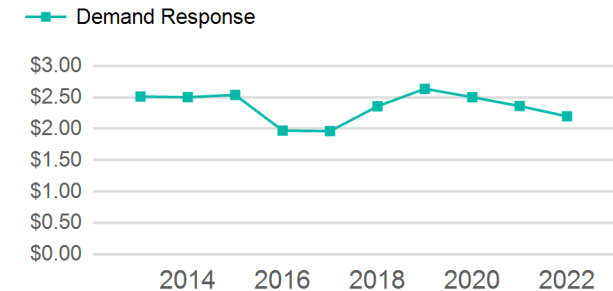
## Service Consumed

**Annual Unlinked Trips (UPT)** 33,025

## Service Supplied

**Annual Vehicle Revenue Miles (VRM)** 381,512  
**Annual Vehicle Revenue Hours (VRH)** 24,975  
**Vehicles Operated in Maximum Service (VOMS)** 11

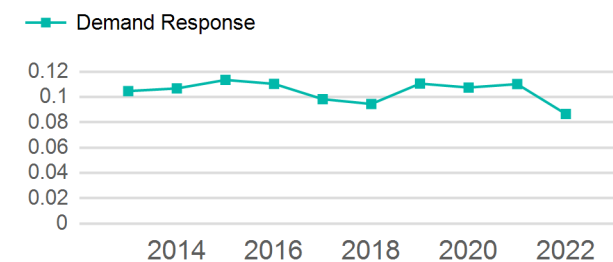
## Operating Expenses per Vehicle Revenue Mile



## Modal Characteristics

Mode	Annual Unlinked Passenger Trips	Directly Operated VOMS	Purchased Transportation VOMS	Annual Vehicle Revenue Miles	Annual Vehicle Revenue Hours
Demand Response	33,025	0	11	381,512	24,975
<b>Total</b>	<b>33,025</b>	<b>0</b>	<b>11</b>	<b>381,512</b>	<b>24,975</b>

## Unlinked Passenger Trip per Vehicle Revenue Mile



Metrics	Service Efficiency		Service Effectiveness		
	OE per VRM	OE per VRH	UPT per VRM	UPT per VRH	OE per UPT
Demand Response	\$2.20	\$33.58	0.1	1.3	\$25.39
<b>Total</b>	<b>\$2.20</b>	<b>\$33.58</b>	<b>0.1</b>	<b>1.3</b>	<b>\$25.39</b>

2022 Annual Agency Profile - County of Warren dba Warren County Transit Service (NTD ID 50200)

2022 Funding Breakdown

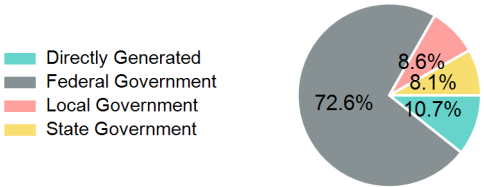
Summary of Operating Expenses (OE)

Sources of Operating Funds Expended

Operating Funding Sources

Mode	Operating Expenses	Fare Revenues
Demand Response	\$838,543	\$94,375
Total	\$838,543	\$94,375

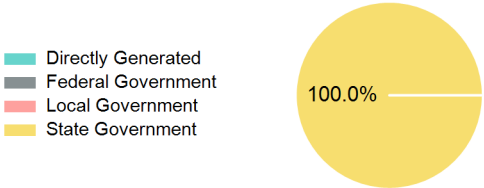
Directly Generated	\$94,375
Federal Government	\$641,318
Local Government	\$76,041
State Government	\$71,809
Total Operating Funds Expended	\$883,543



Capital Funding Sources

Sources of Capital Funds Expended

Directly Generated	\$0
Federal Government	\$0
Local Government	\$0
State Government	\$111,204
Total Capital Funds Expended	\$111,204



2022 Asset Management

Transit Asset Management (TAM) Tier	Tier II	TAM Sponsor NTD ID	A0020
-------------------------------------	---------	--------------------	-------

Metrics

2022 Performance Measure - Asset - 2023 Target (% not in State of Good Repair)	Mode	Average Fleet Age in Years
	Demand Response	5.1