

2022 Annual Agency Profile - Fond du Lac, Wisconsin dba Fond du Lac Area Transit (NTD ID 50171)

Mailing Address: 160 S MACY ST
FOND DU LAC, WI 54935-4241

Website: <http://www.fdl.wi.gov/transit>

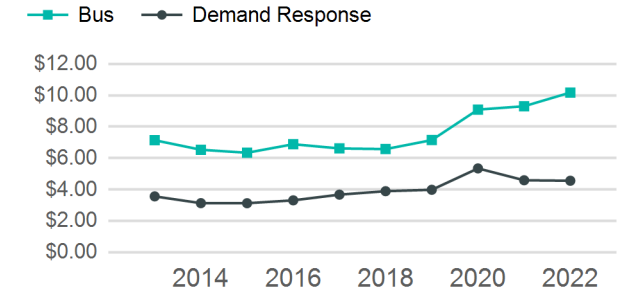
Geographic Coverage

Primary Urbanized/Rural Area	Fond du Lac, WI
Service Area Population	49,167
Service Area Sq. Miles	19
Other Areas Served:	

Service Consumed

Annual Unlinked Trips (UPT) 120,525

Operating Expenses per Vehicle Revenue Mile



Assets

Revenue Vehicles	22
Service Vehicles	1
Facilities	0

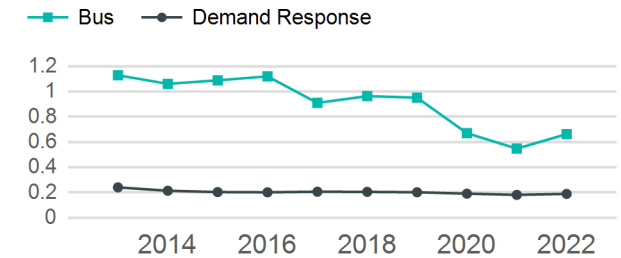
Service Supplied

Annual Vehicle Revenue Miles (VRM)	237,158
Annual Vehicle Revenue Hours (VRH)	20,021
Vehicles Operated in Maximum Service (VOMS)	22

Modal Characteristics

Mode	Annual Unlinked Passenger Trips	Directly Operated VOMS	Purchased Transportation VOMS	Annual Vehicle Revenue Miles	Annual Vehicle Revenue Hours
Demand Response	14,606	0	14	77,350	6,938
Bus	105,919	7	1	159,808	13,083
Total	120,525	7	15	237,158	20,021

Unlinked Passenger Trip per Vehicle Revenue Mile



Mode	Service Efficiency		Service Effectiveness		
	OE per VRM	OE per VRH	UPT per VRM	UPT per VRH	OE per UPT
Demand Response	\$4.56	\$50.89	0.2	2.1	\$24.17
Bus	\$10.18	\$124.30	0.7	8.1	\$15.35
Total	\$8.35	\$98.86	0.5	6.0	\$16.42

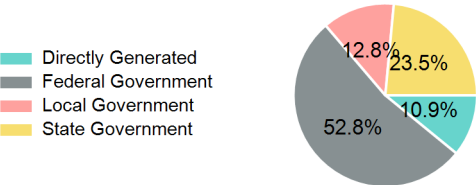
2022 Annual Agency Profile - Fond du Lac, Wisconsin dba Fond du Lac Area Transit (NTD ID 50171)

2022 Funding Breakdown

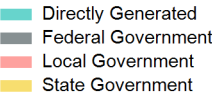
Summary of Operating Expenses (OE)

Sources of Operating Funds Expended

Operating Funding Sources



Capital Funding Sources



Sources of Capital Funds Expended

Directly Generated	\$0
Federal Government	\$0
Local Government	\$0
State Government	\$0

Total Capital Funds Expended \$0

Directly Generated	\$216,922
Federal Government	\$1,052,305
Local Government	\$254,120
State Government	\$468,210

Total Operating Funds Expended \$1,991,557

Mode	Operating Expenses	Fare Revenues
Demand Response	\$353,064	\$67,935
Bus	\$1,626,282	\$107,897
Total	\$1,979,346	\$175,832

2022 Asset Management

Transit Asset Management (TAM) Tier Tier II TAM Sponsor NTD ID 5R06

Metrics

2022 Performance Measure - Asset - 2023 Target (% not in State of Good Repair)

Mode	Average Fleet Age in Years
Demand Response	1.8
Bus	11.1