

2022 Annual Agency Profile - City of Beloit dba Beloit Transit System (NTD ID 50109)

Mailing Address: 100 STATE ST
BELOIT, WI 53511-6234

Website: <http://www.beloittransit.com/>

Geographic Coverage

Primary Urbanized/Rural Area Beloit, WI--IL
Service Area Population 35,871
Service Area Sq. Miles 16
Other Areas Served:
Janesville, WI, Wisconsin Non-UZA

Assets

Revenue Vehicles 21
Service Vehicles 1
Facilities 2

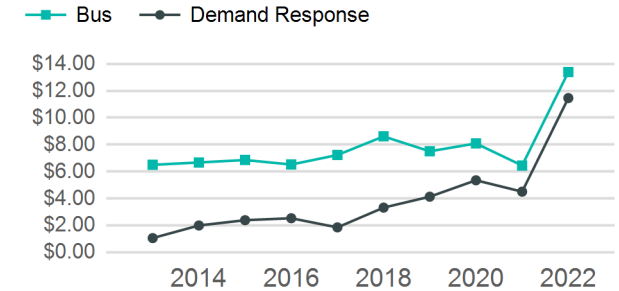
Service Consumed

Annual Unlinked Trips (UPT) 95,365

Service Supplied

Annual Vehicle Revenue Miles (VRM) 323,048
Annual Vehicle Revenue Hours (VRH) 21,163
Vehicles Operated in Maximum Service (VOMS) 10

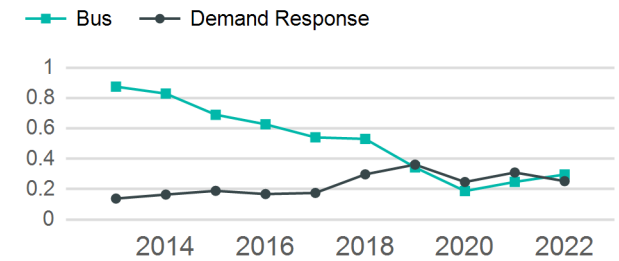
Operating Expenses per Vehicle Revenue Mile



Modal Characteristics

Mode	Annual Unlinked Passenger Trips	Directly Operated VOMS	Purchased Transportation VOMS	Annual Vehicle Revenue Miles	Annual Vehicle Revenue Hours
Demand Response	2,567	0	3	10,142	616
Bus	92,798	7	0	312,906	20,547
Total	95,365	7	3	323,048	21,163

Unlinked Passenger Trip per Vehicle Revenue Mile



Metrics

Service Efficiency

Service Effectiveness

Mode	OE per VRM	OE per VRH	UPT per VRM	UPT per VRH	OE per UPT
Demand Response	\$7.44	\$122.54	0.3	4.2	\$29.41
Bus	\$6.70	\$101.97	0.3	4.5	\$22.58
Total	\$6.72	\$102.57	0.3	4.5	\$22.76

2022 Annual Agency Profile - City of Beloit dba Beloit Transit System (NTD ID 50109)

2022 Funding Breakdown

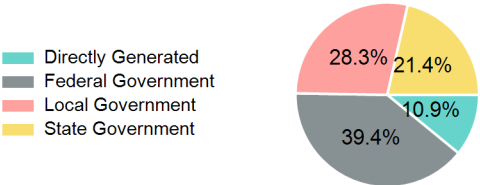
Summary of Operating Expenses (OE)

Sources of Operating Funds Expended

Operating Funding Sources

Mode	Operating Expenses	Fare Revenues
Demand Response	\$75,483	\$27,010
Bus	\$2,095,274	\$88,530
Total	\$2,170,757	\$115,540

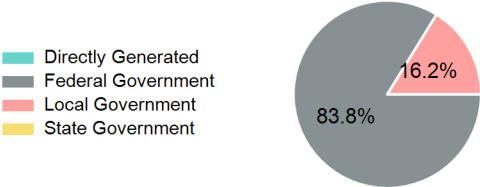
Directly Generated	\$236,017
Federal Government	\$855,232
Local Government	\$614,671
State Government	\$464,837
Total Operating Funds Expended	\$2,170,757



Capital Funding Sources

Sources of Capital Funds Expended

Directly Generated	\$0
Federal Government	\$598,811
Local Government	\$115,684
State Government	\$0
Total Capital Funds Expended	\$714,495



2022 Asset Management

Transit Asset Management (TAM) Tier	Tier II	TAM Sponsor NTD ID	5R06
-------------------------------------	---------	--------------------	------

Metrics

2022 Performance Measure - Asset - 2023 Target
(% not in State of Good Repair)

Mode	Average Fleet Age in Years
Demand Response	0.0
Bus	7.7