

2022 Annual Agency Profile - Municipality of Arroyo (NTD ID 44953)

Mailing Address: 64 CALLE MORSE
ARROYO, PR 00714-2618

Website:

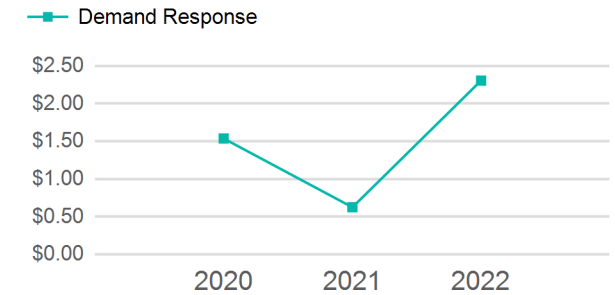
Geographic Coverage

Primary Urbanized/Rural Area Guayama, PR
Service Area Population 198
Service Area Sq. Miles 20
Other Areas Served:

Service Consumed

Annual Unlinked Trips (UPT) 226

Operating Expenses per Vehicle Revenue Mile



Assets

Revenue Vehicles 2
Service Vehicles 0
Facilities 0

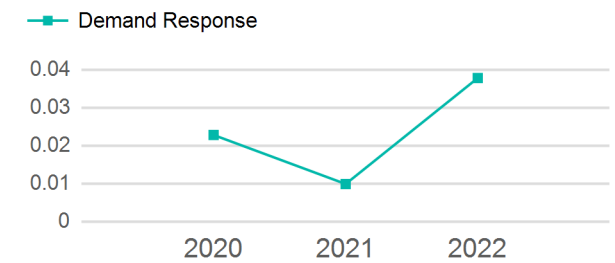
Service Supplied

Annual Vehicle Revenue Miles (VRM) 7,458
Annual Vehicle Revenue Hours (VRH) 1,087
Vehicles Operated in Maximum Service (VOMS) 2

Modal Characteristics

Mode	Annual Unlinked Passenger Trips	Directly Operated VOMS	Purchased Transportation VOMS	Annual Vehicle Revenue Miles	Annual Vehicle Revenue Hours
Demand Response	226	2	0	7,458	1,087
Total	226	2	0	7,458	1,087

Unlinked Passenger Trip per Vehicle Revenue Mile



Metrics	Service Efficiency		Service Effectiveness		
	OE per VRM	OE per VRH	UPT per VRM	UPT per VRH	OE per UPT
Demand Response	\$1.85	\$12.67	0.0	0.2	\$60.93
Total	\$1.85	\$12.67	0.0	0.2	\$60.93

2022 Annual Agency Profile - Municipality of Arroyo (NTD ID 44953)

2022 Funding Breakdown

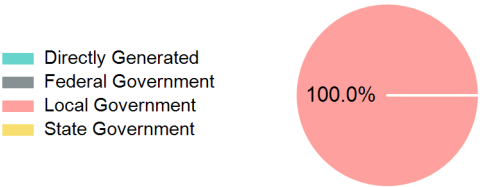
Summary of Operating Expenses (OE)

Sources of Operating Funds Expended

Operating Funding Sources

Mode	Operating Expenses	Fare Revenues
Demand Response	\$13,770	\$0
Total	\$13,770	\$0

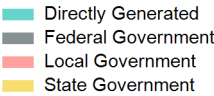
Directly Generated	\$0
Federal Government	\$0
Local Government	\$13,770
State Government	\$0
Total Operating Funds Expended	\$13,770



Capital Funding Sources

Sources of Capital Funds Expended

Directly Generated	\$0
Federal Government	\$0
Local Government	\$0
State Government	\$0
Total Capital Funds Expended	\$0



2022 Asset Management

Transit Asset Management (TAM) Tier	Tier II	TAM Sponsor NTD ID	4R09
Metrics			

2022 Performance Measure - Asset - 2023 Target
(% not in State of Good Repair)

Mode	Average Fleet Age in Years
Demand Response	5.0