

2022 Annual Agency Profile - Cross County Connection (NTD ID 44934)

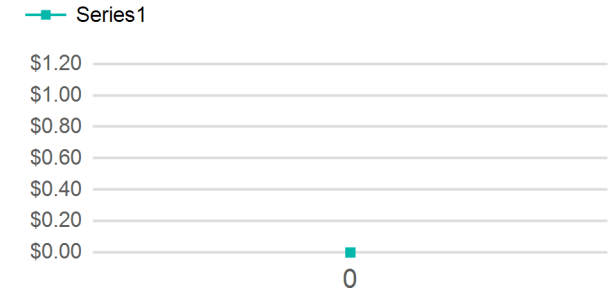
Mailing Address: 1437 AMELIA ST
ORANGEBURG, SC 29115-6079

Website: <http://www.orangeburgcounty.org/cc/>

Service Consumed

Annual Unlinked Trips (UPT) 0

Operating Expenses per Vehicle Revenue Mile



Assets

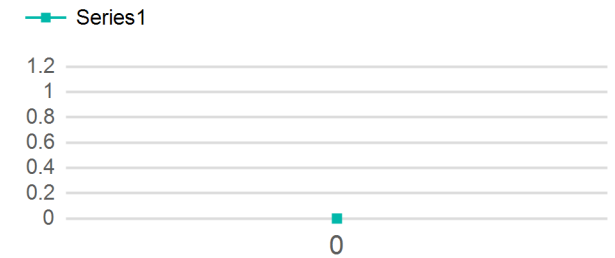
Service Supplied

Revenue Vehicles	0	Annual Vehicle Revenue Miles (VRM)	0
Service Vehicles	0	Annual Vehicle Revenue Hours (VRH)	0
Facilities	2	Vehicles Operated in Maximum Service (VOMS)	0

Modal Characteristics

Mode	Annual Unlinked Passenger Trips	Directly Operated VOMS	Purchased Transportation VOMS	Annual Vehicle Revenue Miles	Annual Vehicle Revenue Hours
Total	0	0	0	0	0

Unlinked Passenger Trip per Vehicle Revenue Mile



Metrics

Mode	Service Efficiency		Service Effectiveness		
	OE per VRM	OE per VRH	UPT per VRM	UPT per VRH	OE per UPT
	\$0.00	\$0.00	0.0	0.0	\$0.00
Total	#Error	#Error	#Error	#Error	#Error

2022 Annual Agency Profile - Cross County Connection (NTD ID 44934)

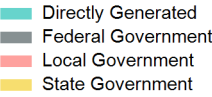
2022 Funding Breakdown

Summary of Operating Expenses (OE)

Sources of Operating Funds Expended

Operating Funding Sources

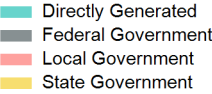
Mode	Operating Expenses	Fare Revenues	Directly Generated	Federal Government	Local Government	State Government
	\$0	\$0	\$0	\$410,326	\$687,573	\$0
Total	\$0	\$0	Total Operating Funds Expended	\$1,097,899		



Capital Funding Sources

Sources of Capital Funds Expended

Directly Generated	\$0
Federal Government	\$0
Local Government	\$0
State Government	\$0
Total Capital Funds Expended	\$0



2022 Asset Management

Transit Asset Management (TAM) Tier	Tier II	TAM Sponsor NTD ID	4R07
-------------------------------------	---------	--------------------	------

Metrics

2022 Performance Measure - Asset - 2023 Target (% not in State of Good Repair)	Mode	Average Fleet Age in Years
Equipment - Automobiles - 30%		0.0
Equipment - Trucks and other Rubber Tire Vehicles - 30%		
Facility - Administrative / Maintenance Facilities - 0%		
Facility - Passenger / Parking Facilities - 0%		
Rolling Stock - BR - Over-the-road Bus - 15%		
Rolling Stock - BU - Bus - 15%		
Rolling Stock - CU - Cutaway - 30%		
Rolling Stock - MV - Minivan - 0%		
Rolling Stock - VN - Van - 20%		