

# 2022 Annual Agency Profile - Poarch Band of Creek Indians dba Indian Tribe (NTD ID 44919)

**Mailing Address:** 5811 JACK SPRINGS RD  
ATMORE, AL 36502-5025

**Website:** <http://www.tthomas@pci-nsn.gov>

## Geographic Coverage

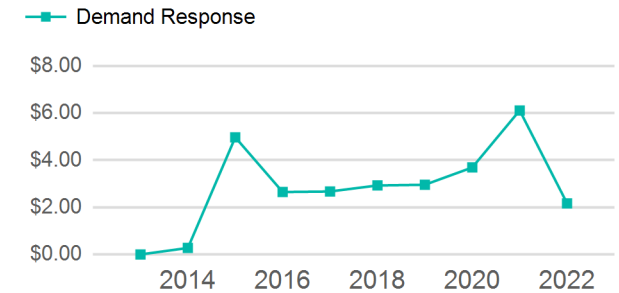
**Primary Urbanized/Rural Area** Alabama Non-UZA

**Other Areas Served:**

## Service Consumed

**Annual Unlinked Trips (UPT)** 222

## Operating Expenses per Vehicle Revenue Mile



## Assets

**Revenue Vehicles** 3

**Service Vehicles** 0

**Facilities** 0

## Service Supplied

**Annual Vehicle Revenue Miles (VRM)** 15,462

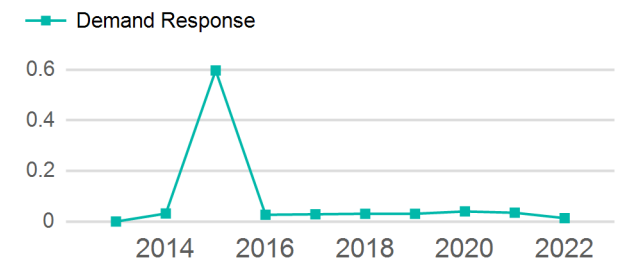
**Annual Vehicle Revenue Hours (VRH)** 427

**Vehicles Operated in Maximum Service (VOMS)** 2

## Modal Characteristics

Mode	Annual Unlinked Passenger Trips	Directly Operated VOMS	Purchased Transportation VOMS	Annual Vehicle Revenue Miles	Annual Vehicle Revenue Hours
Demand Response	222	2	0	15,462	427
<b>Total</b>	<b>222</b>	<b>2</b>	<b>0</b>	<b>15,462</b>	<b>427</b>

## Unlinked Passenger Trip per Vehicle Revenue Mile



## Metrics

Mode	Service Efficiency		Service Effectiveness		
	OE per VRM	OE per VRH	UPT per VRM	UPT per VRH	OE per UPT
Demand Response	\$2.47	\$89.41	0.0	0.5	\$171.96
<b>Total</b>	<b>\$2.47</b>	<b>\$89.41</b>	<b>0.0</b>	<b>0.5</b>	<b>\$171.96</b>

2022 Annual Agency Profile - Poarch Band of Creek Indians dba Indian Tribe (NTD ID 44919)

2022 Funding Breakdown

Summary of Operating Expenses (OE)

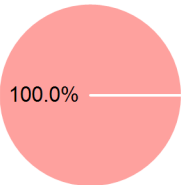
Sources of Operating Funds Expended

Operating Funding Sources

Mode	Operating Expenses	Fare Revenues
Demand Response	\$38,176	\$0
Total	\$38,176	\$0

Directly Generated	\$0
Federal Government	\$0
Local Government	\$38,176
State Government	\$0
Total Operating Funds Expended	\$38,176

- Directly Generated
- Federal Government
- Local Government
- State Government



Capital Funding Sources

Sources of Capital Funds Expended

Directly Generated	\$0
Federal Government	\$0
Local Government	\$0
State Government	\$0
Total Capital Funds Expended	\$0

- Directly Generated
- Federal Government
- Local Government
- State Government

2022 Asset Management

Transit Asset Management (TAM) Tier Tier II

TAM Sponsor NTD ID

Metrics

2022 Performance Measure - Asset - 2023 Target (% not in State of Good Repair)

Mode	Average Fleet Age in Years
Demand Response	9.0

Rolling Stock - BU - Bus - 50%  
Rolling Stock - CU - Cutaway - 100%  
Rolling Stock - MV - Minivan - 25%