

2022 Annual Agency Profile - Avery County Transportation Authority (NTD ID 41130)

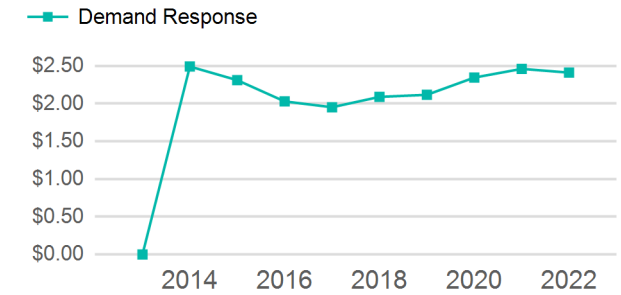
Mailing Address: 175 LINVILLE ST
NEWLAND, NC 28657-8094

Website: <http://www.averycountync.gov>

Service Consumed

Annual Unlinked Trips (UPT) 19,286

Operating Expenses per Vehicle Revenue Mile



Assets

Revenue Vehicles 12
Service Vehicles 1
Facilities 1

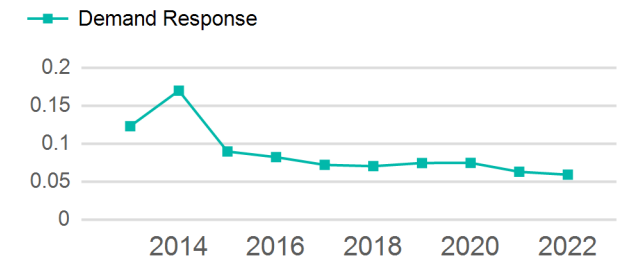
Service Supplied

Annual Vehicle Revenue Miles (VRM) 326,128
Annual Vehicle Revenue Hours (VRH) 18,386
Vehicles Operated in Maximum Service (VOMS) 12

Modal Characteristics

Mode	Annual Unlinked Passenger Trips	Directly Operated VOMS	Purchased Transportation VOMS	Annual Vehicle Revenue Miles	Annual Vehicle Revenue Hours
Demand Response	19,286	12	0	326,128	18,386
Total	19,286	12	0	326,128	18,386

Unlinked Passenger Trip per Vehicle Revenue Mile



Metrics

Mode	Service Efficiency		Service Effectiveness		
	OE per VRM	OE per VRH	UPT per VRM	UPT per VRH	OE per UPT
Demand Response	\$2.41	\$42.76	0.1	1.0	\$40.77
Total	\$2.41	\$42.76	0.1	1.0	\$40.77

2022 Annual Agency Profile - Avery County Transportation Authority (NTD ID 41130)

2022 Funding Breakdown

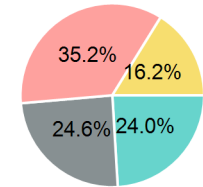
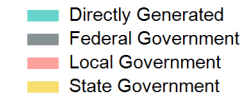
Summary of Operating Expenses (OE)

Mode	Operating Expenses	Fare Revenues
Demand Response	\$786,233	\$21,012
Total	\$786,233	\$21,012

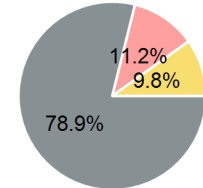
Sources of Operating Funds Expended

Directly Generated	\$189,077
Federal Government	\$193,160
Local Government	\$277,001
State Government	\$126,995
Total Operating Funds Expended	\$786,233

Operating Funding Sources



Capital Funding Sources



Sources of Capital Funds Expended

Directly Generated	\$0
Federal Government	\$9,711
Local Government	\$1,384
State Government	\$1,212
Total Capital Funds Expended	\$12,307

2022 Asset Management

Transit Asset Management (TAM) Tier	Tier II	TAM Sponsor NTD ID	4R06
--	---------	---------------------------	------

Metrics

2022 Performance Measure - Asset - 2023 Target (% not in State of Good Repair)

Equipment - Automobiles - 20%
 Equipment - Trucks and other Rubber Tire Vehicles - 20%
 Facility - Administrative / Maintenance Facilities - 20%
 Facility - Passenger / Parking Facilities - 20%
 Rolling Stock - BU - Bus - 20%
 Rolling Stock - CU - Cutaway - 20%
 Rolling Stock - FB - Ferryboat - 20%
 Rolling Stock - MV - Minivan - 20%
 Rolling Stock - OR - Other - 20%
 Rolling Stock - SB - School Bus - 20%
 Rolling Stock - SV - Sports Utility Vehicle - 20%
 Rolling Stock - VN - Van - 20%

Mode	Average Fleet Age in Years
Demand Response	4.9